





# Acacia

© Design by Dirk Wynants for Extremis, 2018

Turn Acacia to follow the sun and create shadow wherever you want. Just like the African tree it is named after, this shade captures a maximum of sunshine with a minimum surface area.



HENRY VAN  
DE VELDE  
AWARDS 15  
WINNER



GERMAN  
DESIGN  
AWARD  
WINNER  
2020

All our designs are original creations and protected by intellectual property rights.

## Extremis

→  
Instead of closing  
the umbrella, simply  
remove the canvas and  
store it in the bag.



↓  
Simply use the handle and  
turn Acacia to the sun.





## Acacia

After a full day of building treehouses and playing hide and seek, it's time for a break underneath the Acacia shade. On today's menu: candy and ice cream!



Poolside with a magnificent  
view from Mount Kemmel.

Extremis



# Acacia

This eccentric shade is intended to be directed towards the sun to create just as much shade as a 3m parasol would. Just like the African acacia tree that evolved to capture as much sun as

possible with the smallest leaf canopy, Acacia casts shade wherever you like with a relatively small surface area.

Configure me



## Types



Acacia  
(ø300 x 223 cm)

## Accessories & options



Cover (included)



Parasol bases



With Virus



With Tiki table

## Materials & colors

### PU coated polyester




White

### Parasol base



Galvanized steel

### Powder coated stainless steel pole & tubes



Off white  
RAL9002



Verdigris



Reed green  
RAL6013



Copper brown  
RAL8004

# Acacia

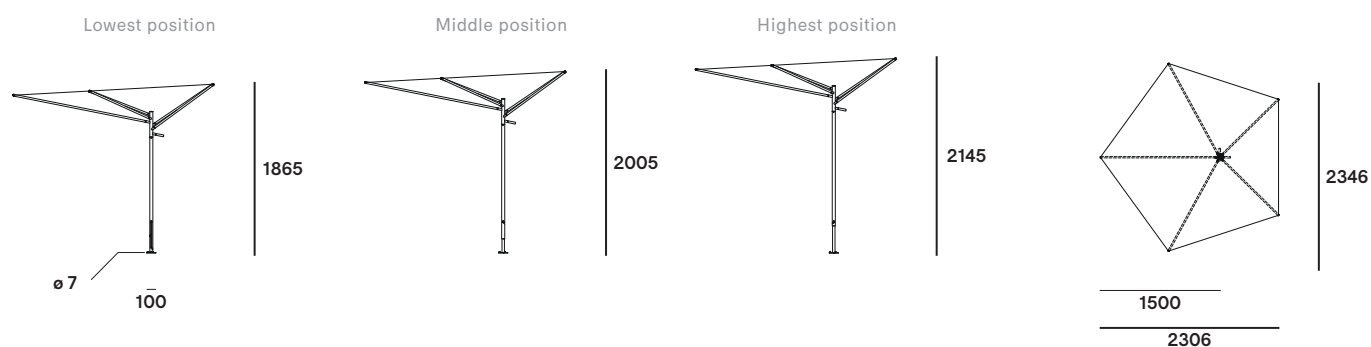
© Design by Dirk Wynants for Extremis, 2018

**extremis®**

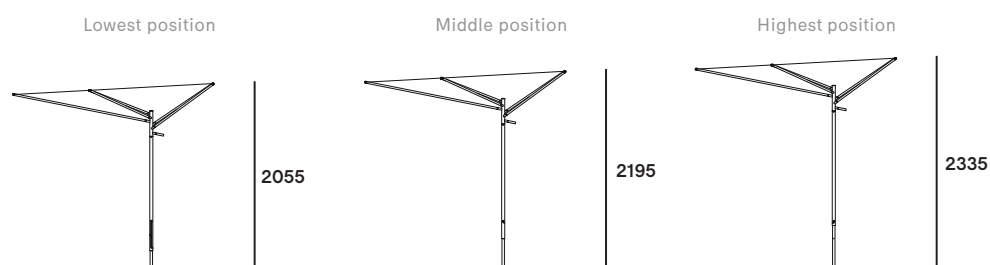


## Dimensions

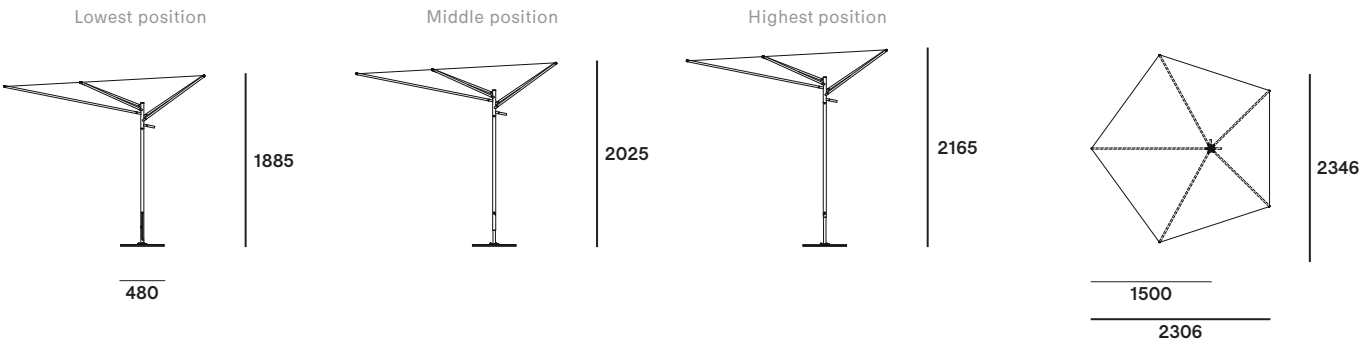
The Acacia is available in one dimension  
In combination with floor fastening  
Height adjusting knob in lowest hole



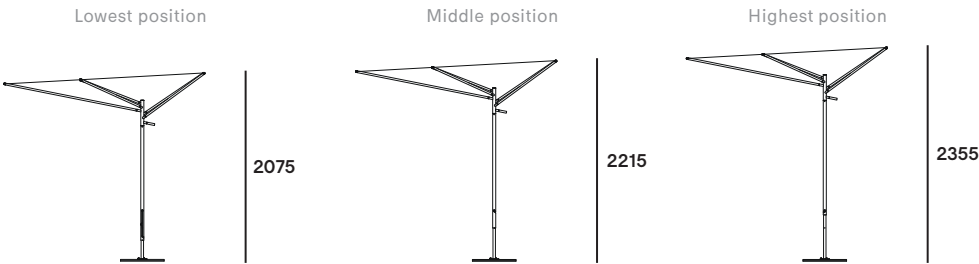
In combination with floor fastening  
Height adjusting knob in highest hole



The Acacia is available in one dimension  
In combination with standard parasol base  
Height adjusting knob in lowest hole



In combination with standard parasol base  
Height adjusting knob in highest hole



## Box dimensions

The Acacia comes in 1 box

Box 1: Acacia

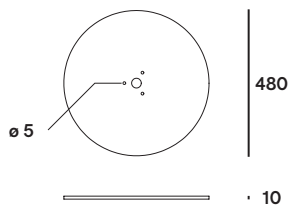


Box dimensions (mm)		L	W	H	Qty	Volume (m3)	Gross weight (kg)	Net weight (kg)	Packaging weight (kg)
Acacia	Box 1	1650	155	110	1	0,03	12,00	11,00	1,00

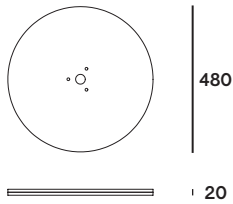


# Parasol base

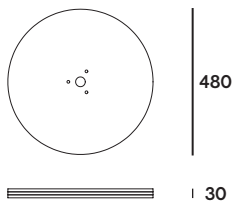
The parasol base is available in 3 versions  
Lightweight parasol base



Standard parasol base



Heavy duty parasol base



# Parasol base box

The parasol base comes in 1 box

Box 2: Parasol base

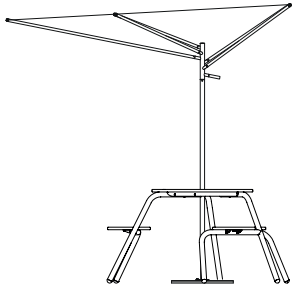


Box dimensions (mm)		L	W	H	Qty	Volume (m3)	Gross weight (kg)	Net weight (kg)	Packaging weight (kg)
Parasol base - Lightweight	Box 2	500	500	20	1	0,01	16,00	15,00	1,00
Parasol base - Standard	Box 2	500	500	20	2	0,01	32,00	30,00	2,00
Parasol base - Heavy duty	Box 2	500	500	20	3	0,02	48,00	45,00	3,00

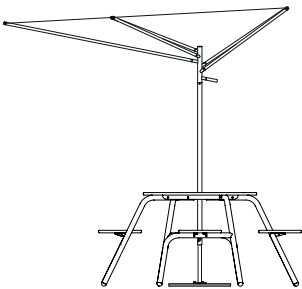
## In combination with Virus

---

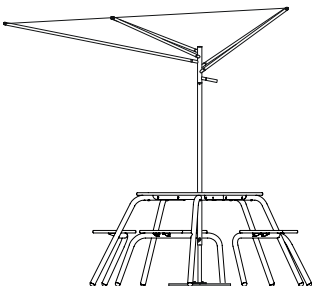
With Virus 3-seater



With Virus 4-seater




With Virus 5-seater



# Materials & colors

Check price list or [www.extremis.com](http://www.extremis.com) for current materials & colors

## Pole & tubes



Off white (RAL9002)  
Structured powder coating



Verdigris  
Structured powder coating



Reed green (RAL6013)  
Structured powder coating



Copper brown (RAL8004)  
Structured powder coating

## Fabric



White  
PU coated polyester

## Parasol base



Galvanized steel



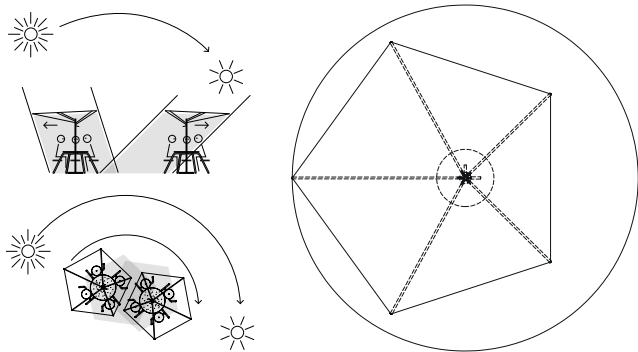
Materials	Key facts	Thickness mm	Layer thickness micron	Density	In/outdoor	Water	UV color fastness	Flame retarding
Structured powder coated stainless steel pole & tubes	<ul style="list-style-type: none"> <li>Easy to clean</li> <li>Stainless steel (for protection against rust), then powder coated</li> <li>More scratch-resistant than non structured powder coating</li> </ul>	2	80	8,00 10 <sup>3</sup> kg/m <sup>3</sup>	Outdoor & indoor	n.a.	Very good: color can fade to some extent when exposed to UV	NEN-EN13501-1 A1 *
PU coated polyester fabric	<ul style="list-style-type: none"> <li>High UV resistance</li> <li>Long-term appearance</li> <li>Washable 60°</li> <li>Elastic</li> </ul>	n.a.	n.a.	180 g/m <sup>2</sup> pu = 75 g/m <sup>2</sup> pes = 105 g/m <sup>2</sup>	Outdoor & indoor	Waterproofness 2000 GMD mm (ISO 811 1981)	/	/
Hot dip galvanized steel parasol base & floor fastening	<ul style="list-style-type: none"> <li>Most durable method for protecting metal from rusting</li> <li>Protective layer</li> <li>Very long life span</li> <li>100% recyclable</li> <li>Cradle to Cradle Certified™</li> </ul>	10	50 - 100	7,50 10 <sup>3</sup> kg/m <sup>3</sup>	Outdoor & indoor	n.a.	Very good, galvanization will however become less shiny when used outdoors	NEN-EN13501-1 A1 *

NEN-EN13501-1 A1

Class A1 products will not contribute to fire in any stage, including fully developed fire. For this reason, they are assumed to be capable of satisfying all requirements of all lower classes as well.

## Good to know

- Acacia has a shadow surface range of ø300 cm and can be directed towards the sun.



- Acacia can be adjusted to 6 different heights.
- The structure can stay outdoors all year round.
- Acacia combines perfectly with Virus.



## Maintenance

### POWDER COATED PARTS

- Use Extremis multi cleaner, a 100% biodegradable detergent or common kitchen cleaning products. Avoid using aggressive products. These surfaces are best cleaned with a neutral cleaning product diluted in water.

### PARASOL FABRIC

- Machine washable 60°.
- Do not use chlorine bleach.
- Do not use strong chemical cleaning fluid.
- Tumble dryer at low temperature.
- Do not iron.

### GALVANIZED STEEL PARTS

- Clean with lukewarm water and a mild detergent or Extremis multi cleaner.

## Floor fastening

- Acacia can be fixed to the floor with bolts (standard version).



## F.A.Q.

Q: How wind resistant is the shade?

A: Tests in a windtunnel have shown that the shade withstands wind speeds up to 9 on the Beaufort scale (88 km/h). Still, we strongly advise to take of the fabric sooner (from 6 on the Beaufort scale is the rule of thumb (49 km/h)).

Q: Is the fabric 100% waterproof?

A: Yes, it is a water-repellent polyurethane stretch canopy. The water flows off the parasol thanks to the slightly tilted position.

Q: Can you remove the fabric for washing?

A: Yes, simply remove the fabric by pulling the loop & wash at 60°. After washing, place the fabric on a frame to dry.

Q: Do you need to use a parasol cover?

A: No, this is what Acacia is all about. When not used, you simply take of the fabric and put it in the storage bag. What's left is a sculpture!

## Warnings ⚠

### General

- Do not use any sharp tools to open the packaging.
- We strongly advise against using power tools.
- Tripping hazard, mind your step.
- Do not put out cigarettes on the parasol.
- Not graffiti proof.
- To avoid danger of suffocation, keep plastic bags away from babies and children.
- Colors can differ over years and from batch to batch.

### Product

- Anchoring the product has to be done by qualified people.
- For anchoring: use suitable bolts or screws from a specialized store depending on the material your terrace is made of.
- Ask for assistance when detaching the fabric in strong winds.
- Store the fabric, when not used for a long time, in the delivered storage bag in a dry environment.
- Do not leave the parasol unattended when mounted.
- The fabric can be removed for washing. In the first

place, you should disassemble the fabric when you do not use it and store it inside in the delivered storage bag. This protects the parasol from getting dirty.

- Tests in a windtunnel have shown that the shade withstands wind speeds up to 9 on the Beaufort scale (88 km/h). Still, we strongly advise to take of the fabric sooner (from 6 on the Beaufort scale is the rule of thumb (49 km/h)).

### PU-coated polyester

- Shake or brush off loose dirt immediately.
- Do not use any aggressive detergents as they will remove the protective coating of the fabric.
- We strongly advise you not to use a high-pressure hose for cleaning.

### Powder coating

- White powder coating requires more maintenance.
- Do not use abrasive scouring powders or scourers as they will scratch the surface.
- Color can fade to some extent when exposed to UV.
- Flame retarding - NEN-EN13501-1 A2-s1 - Satisfying the same criteria as Class B for the

SBI-test according to EN13823. In addition, under conditions of a fully developed fire these products will not significantly contribute to the fire load and fire growth.

- Dark colors can get very hot in sunny weather.

### Galvanized steel

- Galvanization will become less shiny when used outdoors.
- Flame retarding - NEN-EN13501-1 A1 - Class A1 products will not contribute to fire in any stage, including fully developed fire. For this reason, they are assumed to be capable of satisfying all requirements of all lower classes as well.
- Possible impurities in the immersion tank can cause black marks during galvanization, which are intrinsic to this industrial finishing technique.
- White marks on this zinc layer are also intrinsic to this procedure and will disappear when the furniture is put outdoors.
- This industrial finishing technique may result in a rougher surface. This is intrinsic to the process.

The content of this document, in particular the mentioned models, is protected by copyrights and/or design rights. The present document and its content is communicated to you for information purposes only. Any partial or total reproduction or any other use without our prior written permission is strictly prohibited. This technical sheet remains subject to possible changes. **All dimensions are in mm**, unless mentioned otherwise. Extremis is not responsible for the errors in the documentation of products. All measurements are approximate and are provided for informational purposes only.

**Tech  
sheet**

20250115