





Inumbra

© Design by Dirk Wynants for Extremis, 2002

The classic parasol has become so familiar that hardly anyone would stop to consider how it could be redesigned. Inumbra is the result of improving every single aspect a parasol has.



All our designs are original creations and protected by intellectual property rights.



Inumbra



At Nagoya University of Commerce & Business, Pantagruel picnic tables paired with taupe Inumbra parasols create the perfect spot for study breaks and brainstorming. Blending seamlessly with the wooden terrace, they offer both shade and style.



Concrete villa with
impressive patio.

Extremis



The Gargantua or Pantagruel table serves as a parasol base. No pole to cramp your legroom.



The Inumbra parasol, with its Taupe canopy and Beach beige pole, pairs perfectly with Pantagruel in matching Beach beige, creating a sleek, monochrome aesthetic.

Inumbra

This all-black Inumbra shade is a statement piece with some very nice extra's. While the black canvas doesn't have any dangling parts hanging above your head, it also doesn't easily show 'natural droppings'. The black pole fits into the tabletop, leaving all the space underneath for your legs.



Pantagruel also serves as a parasol base. So there's no pole cramping your legroom!



Inumbra

Inumbra provides protection with a minimalist look and no technical parts on view. Opens and closes easily with a separate handle. Inumbra has been submitted to wind-tunnel testing at the Von

Karman Institute. Although the parasol can withstand wind speeds of up to 8 on the Beaufort scale, it is of course advisable to close it sooner (from wind speed 6 as a rule of thumb).

Configure me



Types



Inumbra medium
(ø350 x 274 cm)



Inumbra large
(ø400 x 290 cm)

Accessories & options



Cover (included)



Floor fastening



Concrete base



Concrete wheel base



Connection piece for
Gargantua & Pantagruel




With Gargantua




With Pantagruel picnic

Materials & colors


High-tech polyester fabric



Black



Taupe



White

Pole



Stainless steel
(Medium & Large)



Black (RAL9005)
(Large only)



Earth
(Large only)



Beach beige (RAL1019)
(Large only)



Off white (RAL9002)
(Large only)

Inumbra

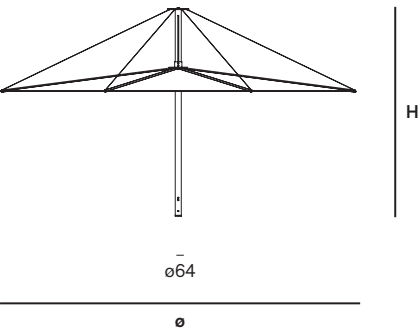
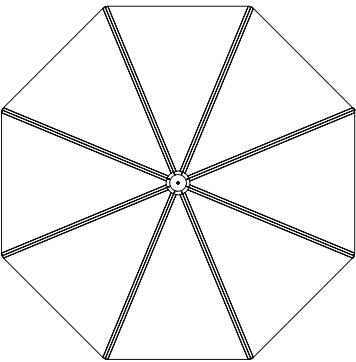
© Design by Dirk Wynants for Extremis, 2002

extremis®



Dimensions

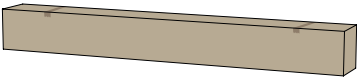
The Inumbra is available in two dimensions



Box dimensions

The Inumbra comes in 1 box

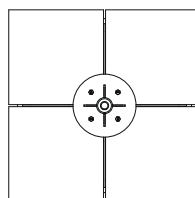
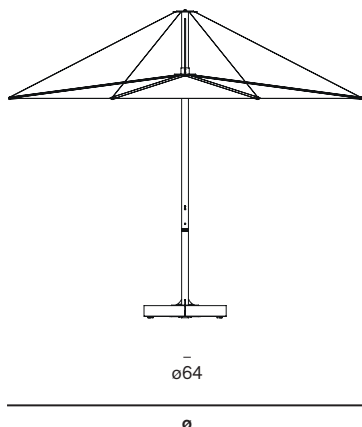
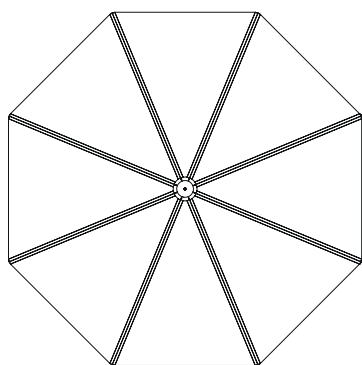
Box 1: Inumbra + cover



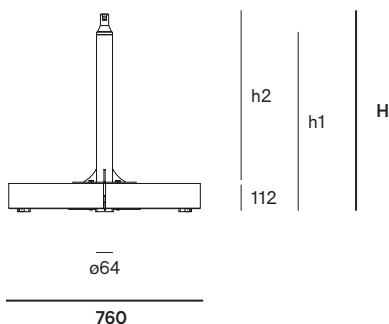
Dimensions (mm)	ø	H
Inumbra medium	3500	2024
Inumbra large	4000	2184

Box dimensions (mm)		L	W	H	Qty	Volume (m3)	Gross weight (kg)	Net weight (kg)	Packaging weight (kg)
Inumbra medium	Box 1	2260	260	260	1	0,15	33,80	30,20	3,60
Inumbra large	Box 1	2260	260	260	1	0,15	38,00	35,20	2,80

With concrete base



Dimensions (mm)	H	h1	h2
Concrete base low	784	712	672
Concrete base high	884	812	772



Dimensions (mm)	Ø	H	h1	h2
Medium with concrete base low	3500	2738	1930	712
Large with concrete base low	4000	2898	2034	712
Medium with concrete base high	3500	2838	2030	812
Large with concrete base high	4000	2998	2134	812

Box dimensions

The concrete base comes in 3 boxes

Box 2: Concrete block (x1)



Box 3: Frame

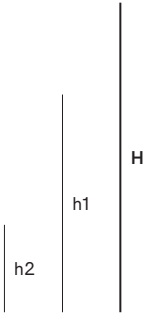

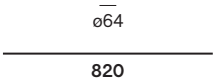
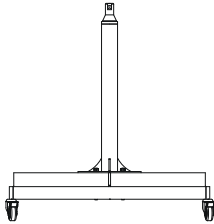
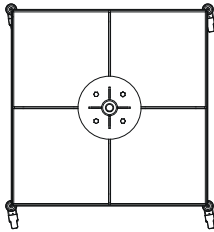
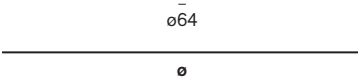
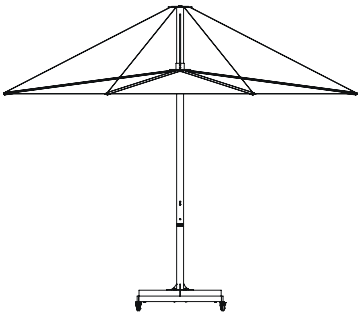
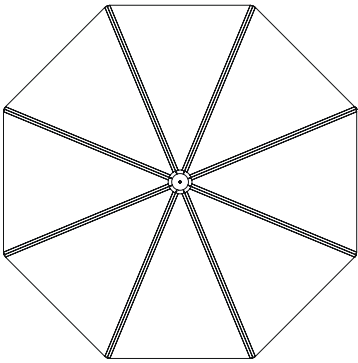


Box 4: Parasol base (floor fastening)



Box dimensions (mm)		L	W	H	Qty	Volume (m3)	Gross weight (kg)	Net weight (kg)	Packaging weight (kg)
Concrete base low	Box 2	376	376	100	4	0,06	120,00	114,00	6,00
	Box 3	720	310	130	1	0,03	7,20	6,50	0,70
	Box 4	780	390	330	1	0,10	7,40	5,00	2,40
Total:						0,19	134,60	125,50	9,10
Concrete base high	Box 2	376	376	100	4	0,06	120,00	114,00	6,00
	Box 3	720	310	130	1	0,03	7,20	6,50	0,70
	Box 4	780	390	330	1	0,10	7,60	5,20	2,40
Total:						0,19	134,80	125,70	9,10

With concrete wheel base



Dimensions (mm)	ø	H	h1	h2
Medium with concrete wheel base	3500	2817	2009	790
Large with concrete wheel base	4000	2977	2169	790

Box dimensions

The concrete wheel base comes in 3 boxes

Box 2: Concrete block (x1)



Box 4: Parasol base (floor fastening)

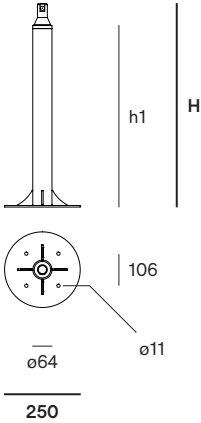
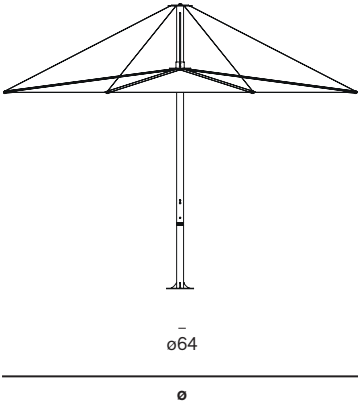
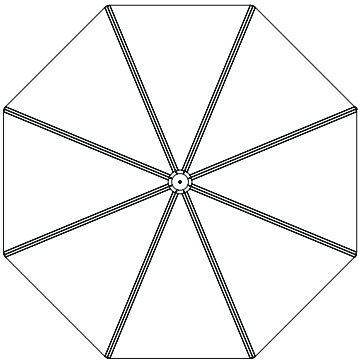


Box 5: Frame

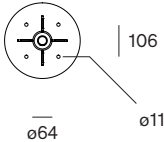


Box dimensions (mm)		L	W	H	Qty	Volume (m3)	Gross weight (kg)	Net weight (kg)	Packaging weight (kg)
Concrete wheel base	Box 2	376	376	100	4	0,06	120,00	114,00	6,00
	Box 4	780	390	330	1	0,10	7,40	5,00	2,40
	Box 5	850	850	150	1	0,11	22,40	21,00	1,40
Total:						0,27	149,80	140,00	9,80

With floor fastening



Dimensions (mm)	H	h1
Floor fastening low	672	600
Floor fastening high	772	700



Dimensions (mm)	ø	H	h1	h2
Medium with floor fastening low	3500	2627	1819	600
Large with floor fastening low	4000	2786	1922	600
Medium with floor fastening high	3500	2727	1919	700
Large with floor fastening high	4000	2886	2022	700

Box dimensions

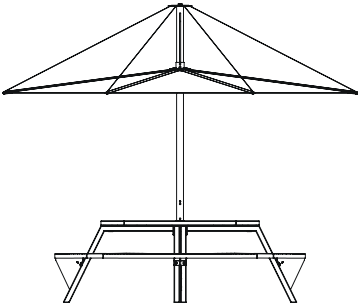
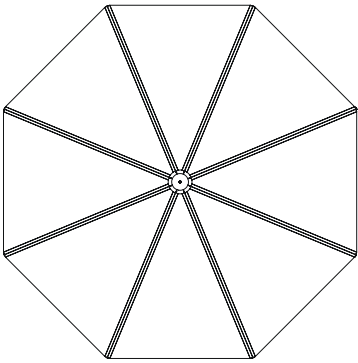
The floor fastening comes in 1 box

Box 4: Parasol base (floor fastening)



Box dimensions (mm)		L	W	H	Qty	Volume (m3)	Gross weight (kg)	Net weight (kg)	Packaging weight (kg)
Floor fastening low	Box 4	780	390	330	1	0,10	7,40	5,00	2,40
Floor fastening high	Box 4	780	390	330	1	0,10	7,60	5,20	2,40

With Gargantua



h2

H

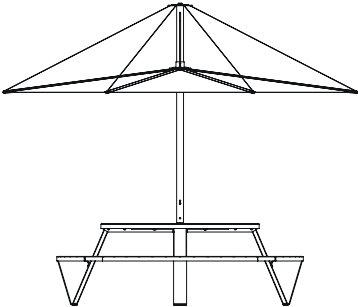
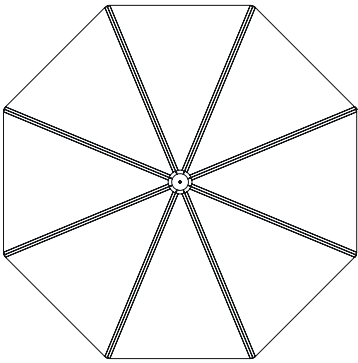
h1

ø64

ø

Dimensions (mm)	ø	H	h1	h2
Medium with Gargantua	3500	2740	1932	1182
Large with Gargantua	4000	2900	2036	1206

With Pantagruel picnic



h2

H

h1

ø64

ø

Dimensions (mm)	ø	H	h1	h2
Medium with Pantagruel picnic	3500	2770	1961	1214
Large with Pantagruel picnic	4000	2930	1986	1239

Materials & colors


Check price list or www.extremis.com for current materials & colors

Pole (Medium) & parasol bases



Stainless steel 316

Fabric



White



Taupe




Black

Pole (Large)



Stainless steel 316



Black (RAL9005)
Structured powder coating



Earth
Structured powder coating



Beach beige (RAL1019)
Structured powder coating



Off white (RAL9002)
Structured powder coating



Materials	Key facts	Thickness mm	Layer thickness micron	Density	In/outdoor	Water	UV color fastness	Flame retarding
High-tech polyester fabric	<ul style="list-style-type: none"> High UV resistance and ultra strong Low weight / high tear strength Long-term appearance 	0,37	n.a.	250 g/m ²	Outdoor	The fabric has a water column of 350 mm (EN 20811)	7/8 (ISO 105-B02)	/
Stainless steel pole	<ul style="list-style-type: none"> High rust resistance Periodical maintenance required 	2 - 5	n.a.	8,00 10 ³ kg/m ³	Outdoor	n.a.	Very good	NEN-EN13501-1 A1 *
Structured powder coated stainless steel pole (Large only)	<ul style="list-style-type: none"> Easy to clean Stainless steel (for protection against rust), then powder coated More scratch-resistant than non structured powder coated 	2	80	8,00 10 ³ kg/m ³	Outdoor	n.a.	Very good: color can fade to some extent when exposed to UV	NEN-EN13501-1 A1 *
Concrete base	<ul style="list-style-type: none"> Made under high pressure Matt and porous 	100	n.a.	2,10 10 ³ kg/m ³	Outdoor	n.a.	Very good	NEN-EN13501-1 A1 *
Hot dip galvanized steel base for concrete (wheel) base	<ul style="list-style-type: none"> Most durable method for protecting metal from rusting Protective layer Very long life span 100% recyclable Cradle to Cradle Certified™ 	2 - 10	50 - 100	7,50 10 ³ kg/m ³	Outdoor	n.a.	Very good, galvanization will however become less shiny when used outdoors	NEN-EN13501-1 A1 *
Cover	<ul style="list-style-type: none"> 100% polyester Polyuréthane coating Breathable, so not 100% waterproof 	0,50	n.a.	240 g/m ²	Outdoor	Water repellent & breathable	6-8/8 (ISO 105-B02)	/

NEN-EN13501-1 A1

Class A1 products will not contribute to fire in any stage, including fully developed fire. For this reason, they are assumed to be capable of satisfying all requirements of all lower classes as well.

Good to know

- The diameter of the pole is is ø63,5 mm.
- The parasol cover is included.
- Inumbra combines perfectly with Gargantua or Pantagruel.



With Gargantua



With Pantagruel picnic

F.A.Q.

Q: Is the fabric 100% waterproof?

A: With light rain you stay easily seated under the parasol. The fabric is slightly slanted in opened position. With heavy rain, the canvas lets through only a little bit of water. This is typical for the fabric and necessary, because the fabric should be able to ventilate.

Q: Can you remove the fabric for washing?

A: We do not advise this but it is possible. In the first place, you should close the parasol when you do not use it and protect it with its cover. This protects the parasol from getting dirty.

Q: How resistant is the parasol?

A: Tests in a windtunnel have shown that the shade withstands wind speeds up to 8 on the Beaufort scale (74 km/h). Still, we strongly advise to take of the fabric sooner (from 6 on the Beaufort scale is the rule of thumb (49 km/h)).

Q: Do you need to use a parasol cover?

A: The cover is needed to protect and fix the parasol when not in use. Protect your parasol from polluted rain, bird droppings, dust and heavy winds to avoid marks or stains on the parasol fabric.

Maintenance

www.extremis.com/maintenance

PARASOL FABRIC

- Shake or brush off loose dirt immediately.
- Spray Extremis Multi Cleaner.
- Use a soft brush and make circular movements.
- Let the suds soak in for a moment.
- Rinse thoroughly to remove all soap residue.
- Simply allow to dry.

STAINLESS STEEL

- Clean regularly with a dry cloth and some stainless steel cleaner.

POWDER COATED PARTS

- Use Extremis multi cleaner, a 100% biodegradable detergent or common kitchen cleaning products. Avoid using aggressive products. These surfaces are best cleaned with a neutral cleaning product diluted in water.

Floor fastening

Inumbra comes with an optional floor anchoring set and an assembly for permanent fixation into a concrete foundation.

Warnings

General

- Do not use any sharp tools to open the packaging.
- We strongly advise against using power tools.
- Tripping hazard, mind your step.
- Do not put out cigarettes on the parasol.
- Not graffiti proof.
- To avoid danger of suffocation, keep plastic bags away from babies and children.
- Colors can differ over years and from batch to batch.

Product

- Do not leave the parasol unattended when opened.
- Anchoring the product has to be done by qualified people.
- For anchoring: use suitable bolts or screws from a specialized store depending on the material your terrace is made of.
- There is a 5mm gap between the parasol tube and the tube installed on the concrete base in order to ensure a proper fixation. As a result, the parasol will not be able to loosen by movement.
- If you hear the cables whistling due to heavy wind or if you are not using the parasol, close it and use the cover to avoid the parasol from opening or getting dirty.
- For ventilation purposes, the cover is not 100% waterproof.
- Ask for assistance when closing the parasol in strong winds. Opposite the wind's direction, at least one person needs to guide the parasol's

spines downwards in order to avoid the parasol from blowing open fiercely halfway down.

- Store the parasol when not used for a long time as follows: vertically, completely dry and in a dry environment.
- Do not leave closed if not completely dry. Do not leave the parasol closed for a long time when the parasol fabric is still damp or wet.
- The fabric can be removed for washing but we do not advise this. In the first place, you should close the parasol when you do not use it and protect it with its cover. This protects the parasol from getting dirty.
- Tests in a windtunnel have shown that the shade withstands wind speeds up to 8 on the Beaufort scale (74 km/h) when anchored to the floor. Still, we strongly advise to take of the fabric sooner (from 6 on the Beaufort scale is the rule of thumb (49 km/h)).

High-tech polyester

- Shake or brush off loose dirt immediately.
- Do not use any aggressive detergents as they will remove the protective coating of the fabric.
- We strongly advise you not to use a high-pressure hose for cleaning.

Stainless steel

- Very good UV color fastness.
- Flame retarding: NEN-EN13501-1 A1 - Class A1 products will not contribute to fire in any stage,

including fully developed fire. For this reason, they are assumed to be capable of satisfying all requirements of all lower classes as well.

- Watch out, stainless steel isn't entirely rustproof! Be sure to avoid contact with iron objects. If it does show signs of rust, clean with rust remover as quickly as possible.

Powder coating

- White powder coating requires more maintenance.
- Do not use abrasive scouring powders or scourers as they will scratch the surface.
- Color can fade to some extent when exposed to UV.
- Flame retarding - NEN-EN13501-1 A2-sl - Satisfying the same criteria as Class B for the SBI-test according to EN13823. In addition, under conditions of a fully developed fire these products will not significantly contribute to the fire load and fire growth.
- Dark colors can get very hot in sunny weather.

Concrete

- Matt and porous.
- Very good UV color fastness.
- Flame retarding: NEN-EN13501-1 A1 - Class A1 products will not contribute to fire in any stage, including fully developed fire. For this reason, they are assumed to be capable of satisfying all requirements of all lower classes as well.

The content of this document, in particular the mentioned models, is protected by copyrights and/or design rights. The present document and its content is communicated to you for information purposes only. Any partial or total reproduction or any other use without our prior written permission is strictly prohibited. This technical sheet remains subject to possible changes. All dimensions are in **mm**, unless mentioned otherwise. Extremis is not responsible for the errors in the documentation of products. All measurements are approximate and are provided for informational purposes only.

**Tech
sheet**
20250108