





# Sensu

© Design by Dirk Wynants for Extremis, 2022

This free hanging, tilting shade combines the serenity of flat design with the functionality of a hand fan system. Thanks to its unique design, Sensu catches the sun with a variety of positions and doesn't take up any space on your table.

All our designs are original creations and protected by intellectual property rights.

## Extremis

The flat canopy of the Sensu shade has a calming effect on any patio. The floating shade opens horizontally and thanks to its unique tilting and rotating design, it follows the sun throughout the day without effort. The perfect tool for a cool moment!





## Sensu

Thanks to the smart design, the Sensu Quattro diamond effortlessly casts a shadow of almost 30m<sup>2</sup>. Four floating canopies are all attached to the same central pole that can be fixed in the ground. Tripping hazards and a loss of space are now a thing of the past; it's time to enjoy a refreshing lunch!







## Sensu

Sensu Tilted is the perfect companion for Panigiri. Boasting a forward 80° angle pole, this cantilever umbrella adds extra space around your table. Effortlessly navigate benches and chairs without hindrance.



## Extremis

→  
Easy tilt Senu to  
create shade wherever  
you want.



←  
The Senu Tilted  
creates extra space  
around your table.





## Sensu


A big patio and a big sofa... need much shade? Not an issue for this Sensu duo diamond shade. With two canopies hanging on the same pole, this shade doesn't take up important patio space, while casting a vast shadow.



## Extremis



With a rotating and tilting feature, this Papyrus white Senu offers refreshing shade where most needed throughout the day. A light lunch at the Marina combo and later a dive in the pool... Who doesn't love to indulge in the summertime?



# Sensu

This free-hanging cantilever parasol combines the beauty of flat design with the functionality of a hand fan system. Unlike traditional center-pole umbrellas, Sensu doesn't take up any space

on and under your table - both opened and closed. Rotate and/or cantilever the white, taupe, or black shade to follow the sun throughout the day.

More info



## Types



Single - Straight  
(360° rotatable)  
(323 x 300 x 271 cm)



Single - Tilted  
(360° rotatable)  
(387 x 300 x 268 cm)



Duo square  
(640 x 300 x 271 cm)



Duo diamond  
(526 x 270 x 271 cm)



Quattro diamond  
(526 x 526 x 271 cm)

## Accessories for single



Wheel base



Base feet



Pole extension  
(Single - Straight)



Pole extension  
(Single - Tilted)



Pole extension  
(Duo & Quattro)



Permanent fixation



Floor fastening  
(Single)



Floor fastening  
(Duo & Quattro)

## Materials & colors

### Acrylic fabric



Black



Taupe



White


### Pole & wheel / feet base



Black  
RAL9005



Earth



Off white  
RAL9002



# Sensu duo diamond

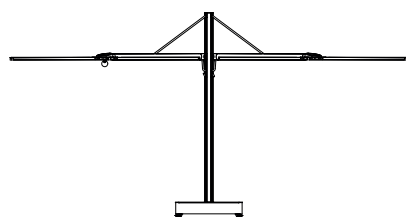

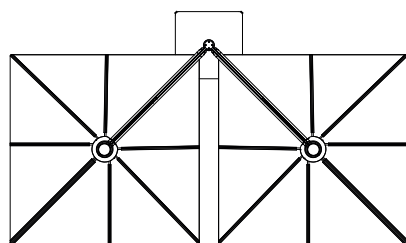
© Design by Dirk Wynants for Extremis, 2022

**extremis®**



## Dimensions

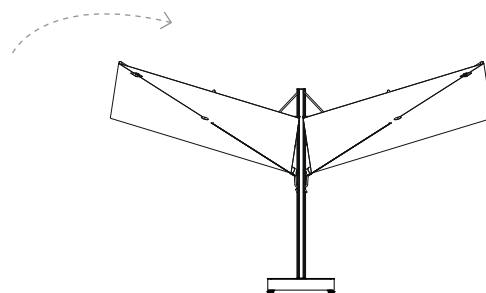

The Sensu duo diamond is available in one dimension  
In combination with the wheel base



ø114

2500

5256



3013

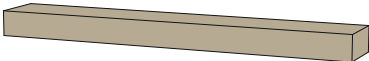
# Box dimensions

The Sensu duo diamond comes in 4 boxes

Box 1: Shade pole



Box 2: Shade arm (x2)





Box 3: Cover



Box dimensions (mm)		L	W	H	Qty	Volume (m3)	Gross weight (kg)	Net weight (kg)	Packaging weight (kg)
Sensu duo diamond	Box 1	2750	330	360	1	0,33	32,00	29,00	3,00
	Box 2	2310	200	360	2	0,34	48,00	43,00	5,00
	Box 3	2650	140	140	1	0,05	4,00	1,50	2,50
Total:						0,72	84,00	73,50	10,50

# Wheel base dimensions

The wheel base is available in one dimension



# Box dimensions

The wheel base comes in 1 box

Box 2: Wheel base



Box dimensions (mm)		L	W	H	Qty	Volume (m3)	Gross weight (kg)	Net weight (kg)	Packaging weight (kg)
Wheel base	Box 2	950	950	200	1	0,18	31,00	30,00	1,00

## Purchase from Extremis

The concrete weights (153 kg) are optional and not included with the wheel base.

In case the weights are ordered, they are stacked on a pallet.

Large tiles: 8 pieces - 115 kg - 400 x 400 x 37 mm

Top layer tiles: 28 pieces - 38 kg - 200 x 80 x 40 mm

## Specifications for own purchase

Minimum total weight requirements 150 kg

### Recommended base tile dimensions

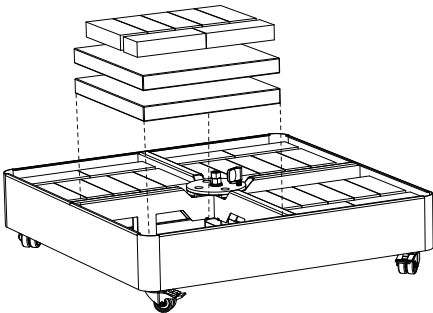
(8 pieces = 115 kg)

	Minimum	Maximum
Size	380 x 380	400 x 400
Thickness	37	45

### Recommended top layer tiles dimensions


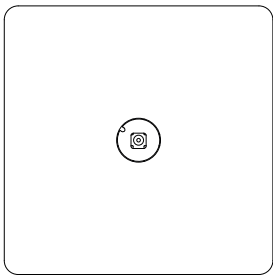
( +/- 38 kg)

	Maximum
Size	300 x 300
Thickness	40



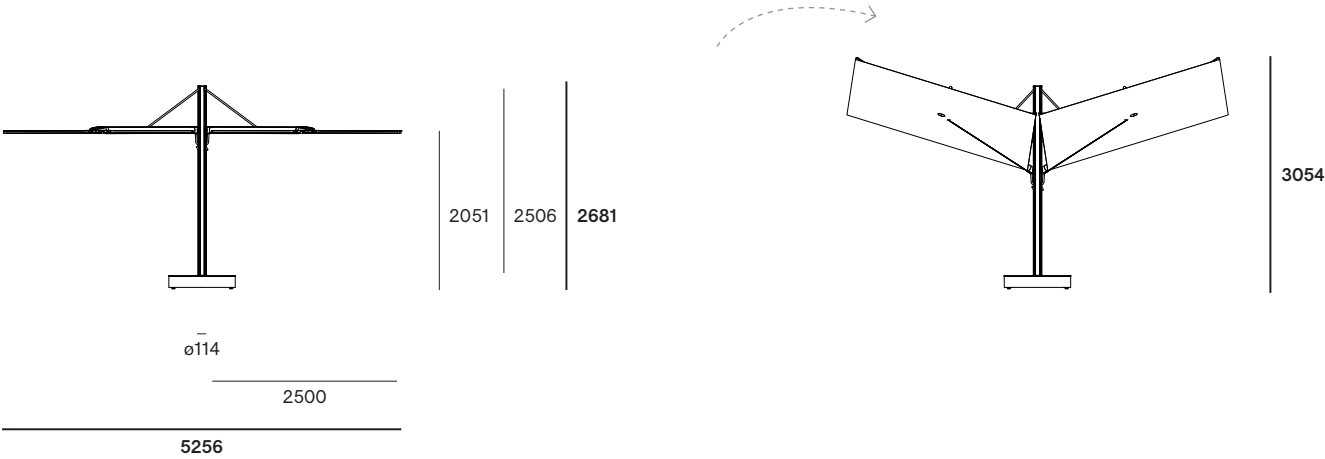
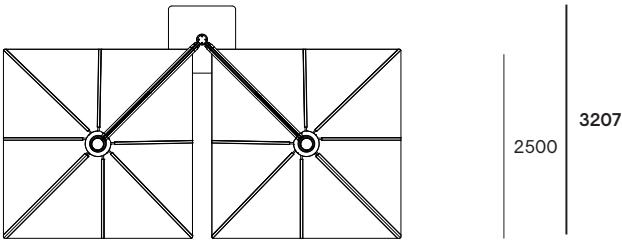
## Base with feet

The feet base is available in one dimension  
The wheels are standard for the base, optional feet are available



Box dimensions (mm)		L	W	H	Qty	Volume (m3)	Gross weight (kg)	Net weight (kg)	Packaging weight (kg)
Wheel base	Box 2	950	950	200	1	0,18	31,00	30,00	1,00
	Box 3	370	350	400	1	0,05	0,60	0,50	0,10
						<b>0,23</b>	<b>31,60</b>	<b>30,50</b>	<b>1,10</b>

In combination with the feet base



## Box dimensions

The feet base comes in 1 box

Box 2: Wheel base



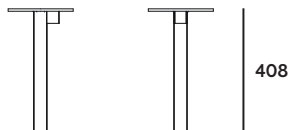
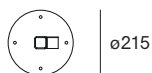
Box 3: Feet





## Permanent fixation dimensions

The permanent fixation is available in one dimension



## Permanent fixation box dimensions

The permanent fixation comes in 1 box

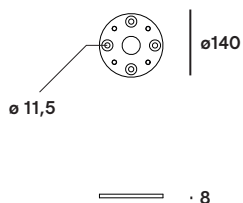
[Box 4:](#) permanent fixation



Box dimensions (mm)		L	W	H	Qty	Volume (m3)	Gross weight (kg)	Net weight (kg)	Packaging weight (kg)
Permanent fixation	Box 4	220	220	550	1	0,03	10,00	9,50	0,50

## Floor fastening dimensions

The floor fastening is available in one dimension



## Floor fastening box dimensions

The floor fastening comes in 1 box

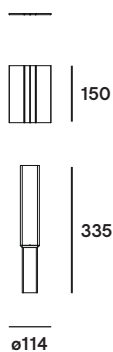
[Box 5:](#) floor fastening



Box dimensions (mm)		L	W	H	Qty	Volume (m3)	Gross weight (kg)	Net weight (kg)	Packaging weight (kg)
Floor fastening	Box 5	200	200	150	1	0,01	5,20	5,00	0,20

## Pole extension dimensions

The pole extension is available in one dimension



## Floor fastening box dimensions

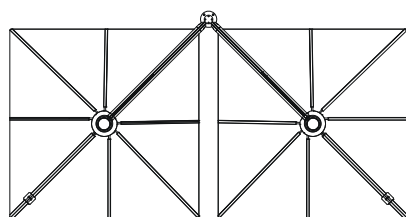
The pole extension comes in 1 box

[Box 6:](#) pole extension

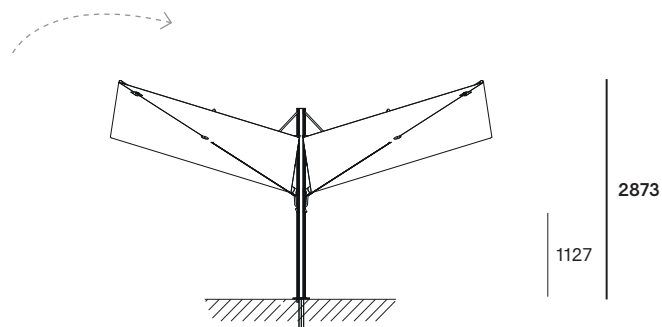
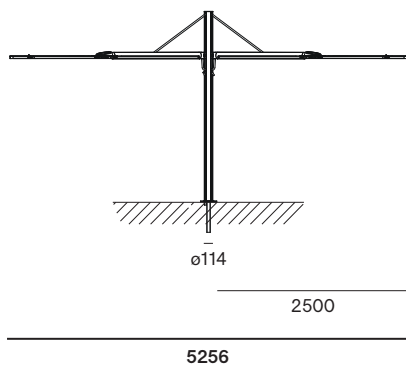


Box dimensions (mm)		L	W	H	Qty	Volume (m3)	Gross weight (kg)	Net weight (kg)	Packaging weight (kg)
Pole extension	Box 6	400	140	140	1	0,01	4,00	3,80	0,20

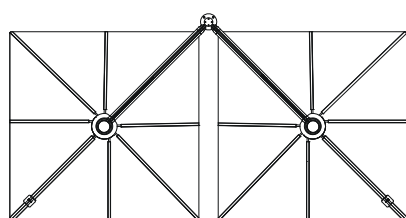
In combination with the permanent fixation



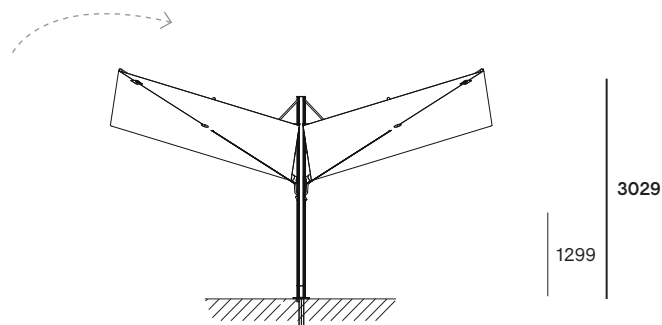
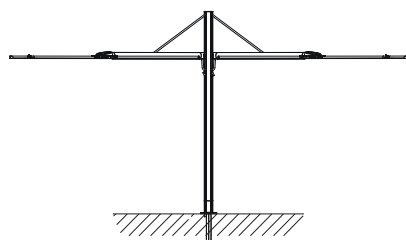
2500 2735




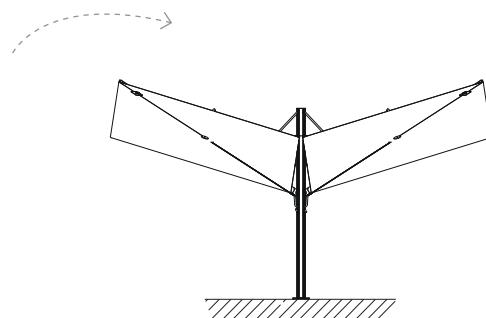

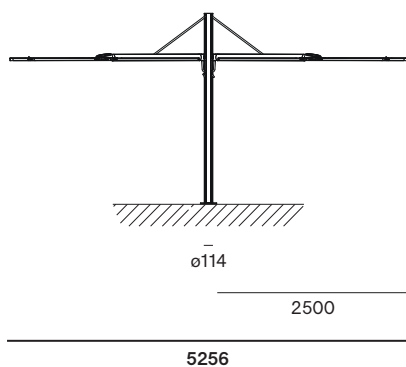
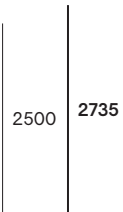
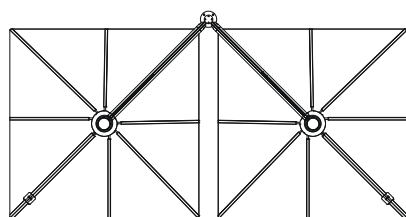
In combination with the permanent fixation & pole extension  
(It is highly recommended to use the pole extension when using the permanent fixation, to increase the height by 15 cm to ensure head clearance)




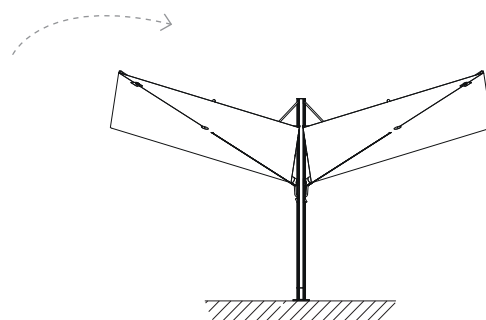
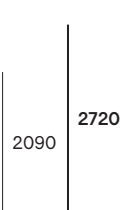
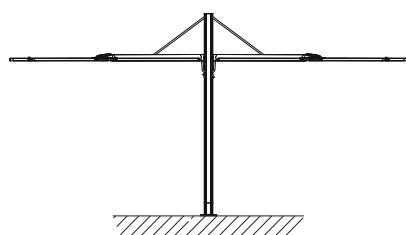

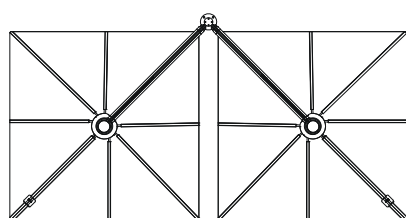
2500 2735



In combination with floor fastening



In combination with floor fastening & pole extension  
(It is highly recommended to use the pole extension when using the floor fastening, to increase the height by 15 cm to ensure head clearance)






# Materials & colors

Check price list or [www.extremis.com](http://www.extremis.com) for current materials & colors

## Fabric



White



Taupe



Black


## Pole & base



Off white (RAL9002)  
Structured powder coating



Earth  
Structured powder coating



Black (RAL9005)  
Structured powder coating



Materials	Key facts	Thickness mm	Layer thickness micron	Density	In/outdoor	Water	UV color fastness	Flame retarding
Acrylic fabric	<ul style="list-style-type: none"> <li>100% solution dyed Acrylic</li> <li>Dirt repellent</li> <li>Not waterproof</li> </ul>	0,50	n.a.	255 g/m <sup>2</sup>	Outdoor & indoor	The fabric has a water column of 350 mm (EN 20811)	7/8 (ISO 105-B02)	/
Structured powder coated aluminium pole	<ul style="list-style-type: none"> <li>A technique of applying dry paint to a part</li> <li>Electrostatically charged and sprayed onto the object</li> <li>More scratch-resistant than non structured powder coating</li> </ul>	2 - 4	50 - 100	2,70 10 <sup>3</sup> kg/m <sup>3</sup>	Outdoor & indoor	n.a.	Very good: color can fade to some extent when exposed to UV	NEN -EN13501-1 A2-s1 **
Stainless steel 316 handle	<ul style="list-style-type: none"> <li>High rust resistance</li> <li>Periodical maintenance required</li> </ul>	2 - 5	n.a.	8,00 10 <sup>3</sup> kg/m <sup>3</sup>	Outdoor & indoor	n.a.	Very good	NEN -EN13501-1 A1*
Fiberglass balleens	<ul style="list-style-type: none"> <li>Made with pultrusion technique: a non-stop process of fiberglass wires pulled through a bath of polyester</li> <li>Strong</li> <li>Lightweight</li> </ul>	16	n.a.	0,45 10 <sup>3</sup> kg/m <sup>3</sup>	Outdoor & indoor	n.a.	Very good: color can fade to some extent when exposed to UV	/
Aluminium balleen supports	<ul style="list-style-type: none"> <li>A process aimed at thickening the existing aluminium oxide layer</li> <li>Thickest layer of protection</li> </ul>	2	50 - 100	2,70 10 <sup>3</sup> kg/m <sup>3</sup>	Outdoor & indoor	n.a.	Very good	NEN -EN13501-1 A1*
Structured powder coated steel base	<ul style="list-style-type: none"> <li>A technique of applying dry paint to a part</li> <li>Electrostatically charged and sprayed onto the object</li> <li>More scratch-resistant than non structured powder coating</li> </ul>	2 - 4	50 - 100	2,70 10 <sup>3</sup> kg/m <sup>3</sup>	Outdoor & indoor	n.a.	Very good: color can fade to some extent when exposed to UV	NEN -EN13501-1 A2-s1 **
Cover	<ul style="list-style-type: none"> <li>100% polyester</li> <li>Polyuréthane coating</li> <li>Breathable, so not 100% waterproof</li> </ul>	0,50	n.a.	240 g/m <sup>2</sup>	Outdoor & indoor	Water repellent & breathable	6-8/8 (ISO 105-B02)	/

### NEN-EN13501-1 A1

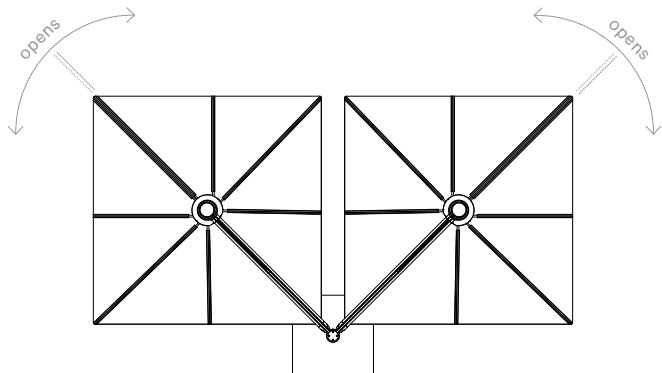
Class A1 products will not contribute to fire in any stage, including fully developed fire. For this reason, they are assumed to be capable of satisfying all requirements of all lower classes as well.

### NEN-EN13501-1 A2-s1

Satisfying the same criteria as class B for the SBI-test according to EN 13823. In addition, under conditions of a fully developed fire these products will not significantly contribute to the fire load and fire growth

## Good to know

- Sensu duo diamond opens like a fan from the center
- Not possible to tilt the shade 90 degrees when both shades are opened
- The diameter of the pole is  $\varnothing 114$  cm
- The shade cover is included
- The wheels are standard for the base, optional feet are available



## Maintenance

### POWDER COATED PARTS

- Use Extremis multi cleaner, a 100% biodegradable detergent or common kitchen cleaning products. Avoid using aggressive products. These surfaces are best cleaned with a neutral cleaning product diluted in water.

### ACRYLIC FABRIC

- Shake or brush off loose dirt immediately.
- Spray Extremis Multi Cleaner.
- Use a soft brush and make circular movements.
- Let the suds soak in for a moment.
- Rinse thoroughly to remove all soap residue.
- Simply allow to dry.

### STAINLESS STEEL PARTS

- Clean regularly with a dry cloth and some stainless steel cleaner.

## F.A.Q.

**Q:** *Is the fabric 100% waterproof?*

**A:** With light rain you stay easily seated under the shade. The fabric is slightly slanted in opened position. With heavy rain, the canvas lets through only a little bit of water. This is typical for the fabric and necessary, because the fabric should be able to ventilate.

**Q:** *Can you remove the fabric for washing?*

**A:** We do not advise this but it is possible. In the first place, you should close the shade when you do not use it and protect it with its cover. This protects the shade from getting dirty.

**Q:** *How wind resistant is the shade?*

**A:** Tests in a windtunnel have shown that the shade withstands wind speeds up to 6 on the Beaufort scale (49 km/h). Still, we strongly advise to close it sooner (from 4 on the Beaufort scale is the rule of thumb (28 km/h)).

**Q:** *Do you need to use a shade cover?*

**A:** The cover is needed to protect and fix the shade when not in use. Protect your shade from polluted rain, bird droppings, dust and heavy winds to avoid marks or stains on the shade fabric.

## Warnings

### General

- Do not use any sharp tools to open the packaging.
- We strongly advise against using power tools.
- Tripping hazard, mind your step.
- Do not put out cigarettes on the shade.
- Not graffiti proof.
- Do not leave children unattended whilst playing on the shade.
- Colors can differ over years and from batch to batch.

### Product

- Do not drag the shade, but carry it with minimum 2 people.
- Anchoring the product has to be done by qualified people.
- For anchoring: use suitable bolts or screws from a specialized store depending on the material your terrace is made of.

- In case of strong winds or if it is not being used, close the shade and tilt the latches downwards. Put the protective cover over the shade to prevent it from blowing open or getting dirty.
- For ventilation purposes, the cover is not 100% water proof.
- Store the shade when not in use for a long time as follows: completely dry and in a dry environment.
- Do not leave the shade closed for a long time when the shade fabric is still damp or wet.
- Do not leave the shade unattended when opened.
- Tests in a windtunnel have shown that the shade withstands wind speeds up to 6 on the Beaufort scale (49 km/h). Still, we strongly advise to close it sooner (from 4 on the Beaufort scale is the rule of thumb (28 km/h)).
- We advise to position the shade in the direction of the wind, put the arm in a 5° to 10° angle.

### Powder coating

- White powder coating requires more maintenance.
- Do not use abrasive scouring powders or scourers as they will scratch the surface.
- Color can fade to some extent when exposed to UV.
- Flame retarding - NEN-EN13501-1 A2-s1 - Satisfying the same criteria as Class B for the SBI-test according to EN13823. In addition, under conditions of a fully developed fire these products will not significantly contribute to the fire load and fire growth.
- Dark colors can get very hot in sunny weather.

### Acrylic fabric

- Not waterproof, store inside!
- Shake or brush off loose dirt immediately.
- UV color fastness: 7/8 (ISO 105-B02).

The content of this document, in particular the mentioned models, is protected by copyrights and/or design rights. The present document and its content is communicated to you for information purposes only. Any partial or total reproduction or any other use without our prior written permission is strictly prohibited. This technical sheet remains subject to possible changes. All dimensions are in **mm**, unless mentioned otherwise. Extremis is not responsible for the errors in the documentation of products. All measurements are approximate and are provided for informational purposes only.

**Tech  
sheet**

20250115

# Sensu duo square

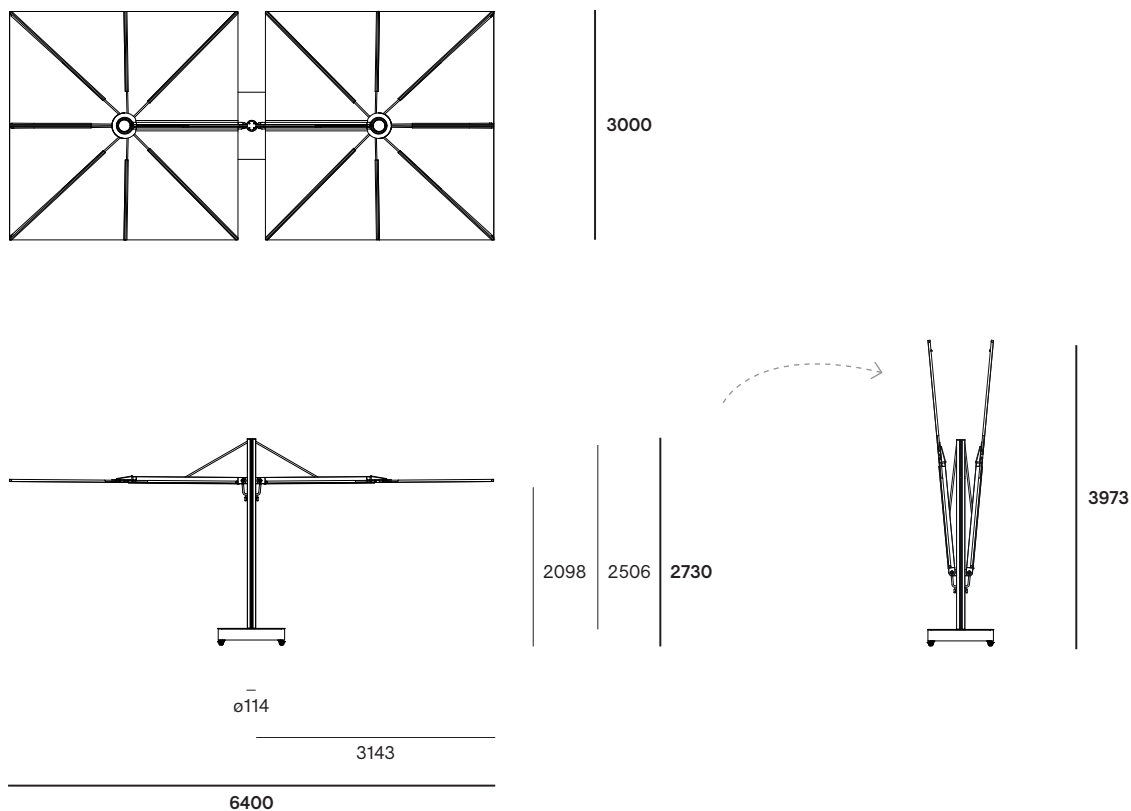
© Design by Dirk Wynants for Extremis, 2022

**extremis®**



## Dimensions

The Sensu duo square is available in one dimension  
In combination with the base





## Box dimensions

The Sensu duo square comes in 4 boxes


Box 1: Shade pole



Box 2: Shade arm (x2)




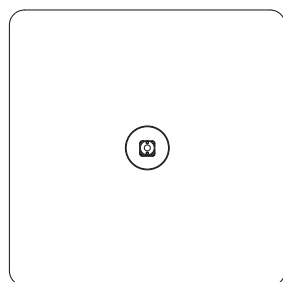
Box 3: Cover



Box dimensions (mm)		L	W	H	Qty	Volume (m3)	Gross weight (kg)	Net weight (kg)	Packaging weight (kg)
Sensu duo diamond	Box 1	2750	330	360	1	0,33	32,00	29,00	3,00
	Box 2	2310	200	360	2	0,34	48,00	43,00	5,00
	Box 3	2650	140	140	1	0,05	4,00	1,50	2,50
					Total:	<b>0,72</b>	<b>84,00</b>	<b>73,50</b>	<b>10,50</b>

## Wheel base dimensions

The wheel base is available in one dimension



## Box dimensions

The wheel base comes in 1 box

Box 2: Wheel base



Box dimensions (mm)		L	W	H	Qty	Volume (m3)	Gross weight (kg)	Net weight (kg)	Packaging weight (kg)
Wheel base	Box 2	950	950	200	1	0,18	31,00	30,00	1,00

### Purchase from Extremis

The concrete weights (153 kg) are optional and not included with the wheel base.

In case the weights are ordered, they are stacked on a pallet.

Large tiles: 8 pieces - 115 kg - 400 x 400 x 37 mm

Top layer tiles: 28 pieces - 38 kg - 200 x 80 x 40 mm

### Specifications for own purchase

Minimum total weight requirements 150 kg

#### Recommended base tile dimensions

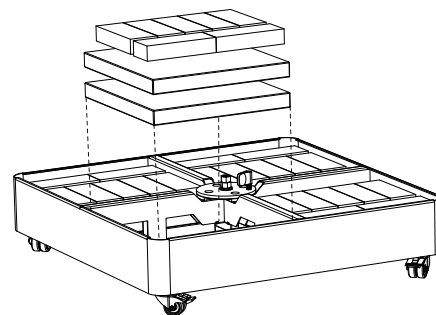
(8 pieces = 115 kg)

	Minimum	Maximum
Size	380 x 380	400 x 400
Thickness	37	45

#### Recommended top layer tiles dimensions


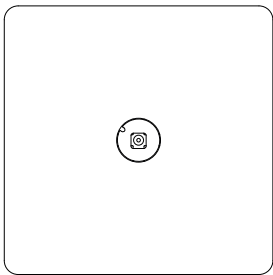
( +/- 38 kg)

	Maximum
Size	300 x 300
Thickness	40



## Base with feet

The feet base is available in one dimension  
The wheels are standard for the base, optional feet are available



Box dimensions (mm)		L	W	H	Qty	Volume (m3)	Gross weight (kg)	Net weight (kg)	Packaging weight (kg)
Wheel base	Box 2	950	950	200	1	0,18	31,00	30,00	1,00
	Box 3	370	350	400	1	0,05	0,60	0,50	0,10
						<b>0,23</b>	<b>31,60</b>	<b>30,50</b>	<b>1,10</b>

## Box dimensions

The feet base comes in 1 box

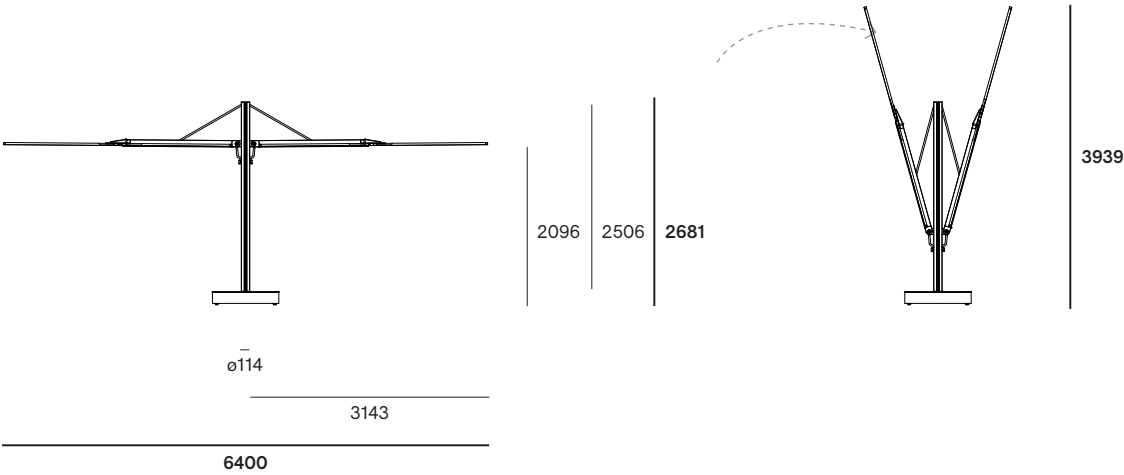
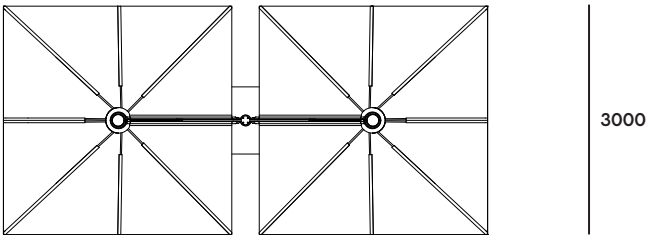
Box 2: Wheel base



Box 3: Feet

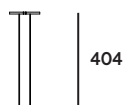


In combination with the feet base



## Permanent fixation dimensions

The permanent fixation is available in one dimension



ø130

## Box dimensions

The permanent fixation comes in 1 box

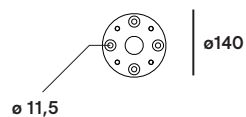
[Box 4:](#) permanent fixation



Box dimensions (mm)		L	W	H	Qty	Volume (m3)	Gross weight (kg)	Net weight (kg)	Packaging weight (kg)
Permanent fixation	Box 4	550	220	220	1	0,03	3,00	2,50	0,50

## Floor fastening dimensions

The floor fastening is available in one dimension



• 8

## Floor fastening box dimensions

The floor fastening comes in 1 box

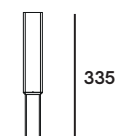
[Box 5:](#) floor fastening



Box dimensions (mm)		L	W	H	Qty	Volume (m3)	Gross weight (kg)	Net weight (kg)	Packaging weight (kg)
Floor fastening	Box 5	200	200	150	1	0,01	5,20	5,00	0,20

## Pole extension dimensions

The pole extension is available in one dimension



ø114

## Floor fastening box dimensions

The pole extension comes in 1 box

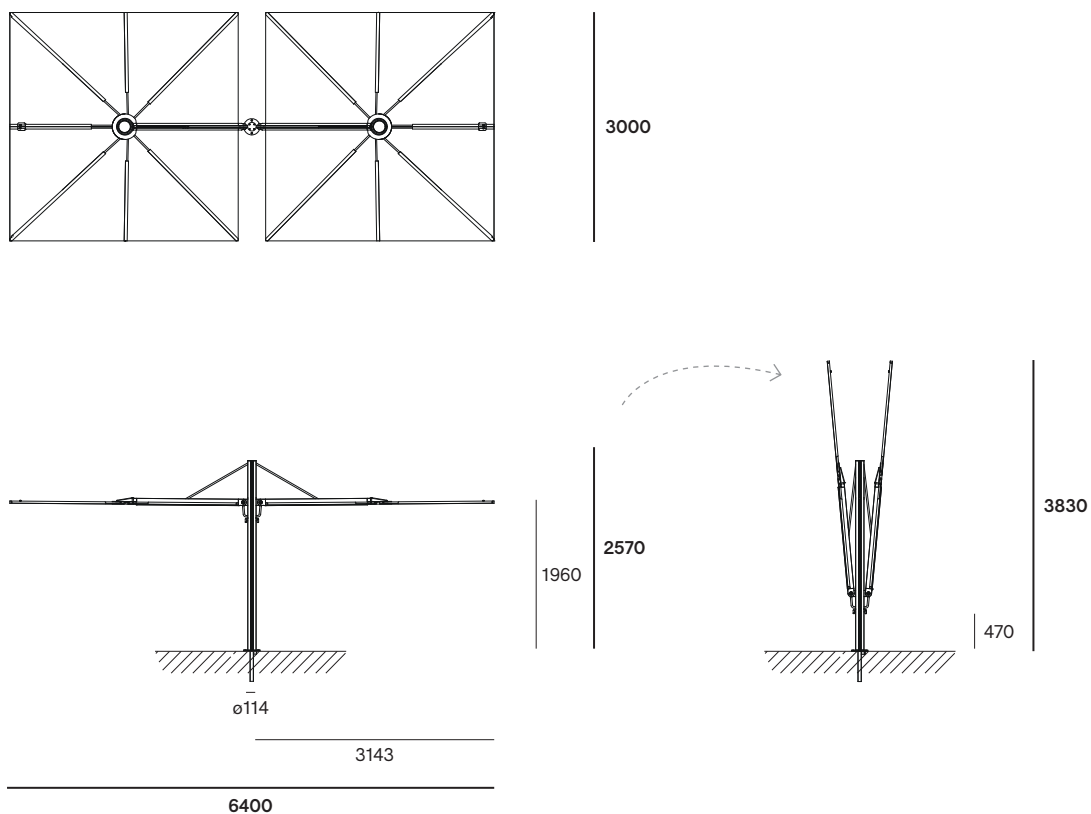
[Box 6:](#) pole extension



Box dimensions (mm)		L	W	H	Qty	Volume (m3)	Gross weight (kg)	Net weight (kg)	Packaging weight (kg)
Pole extension	Box 6	400	140	140	1	0,01	4,00	3,80	0,20

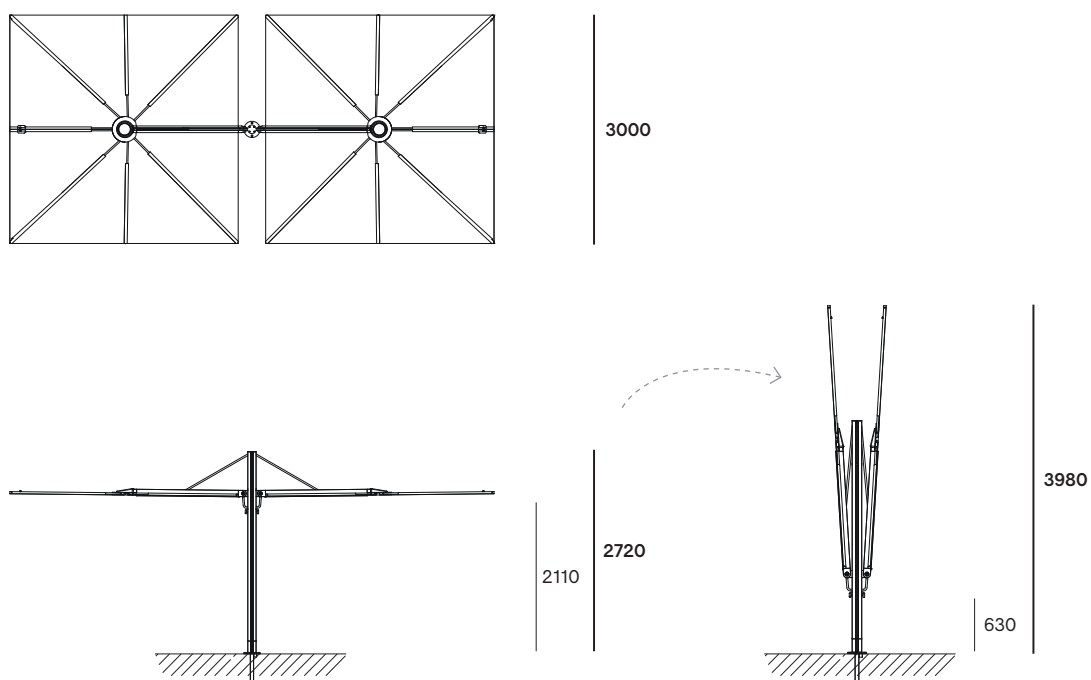


In combination with the permanent fixation

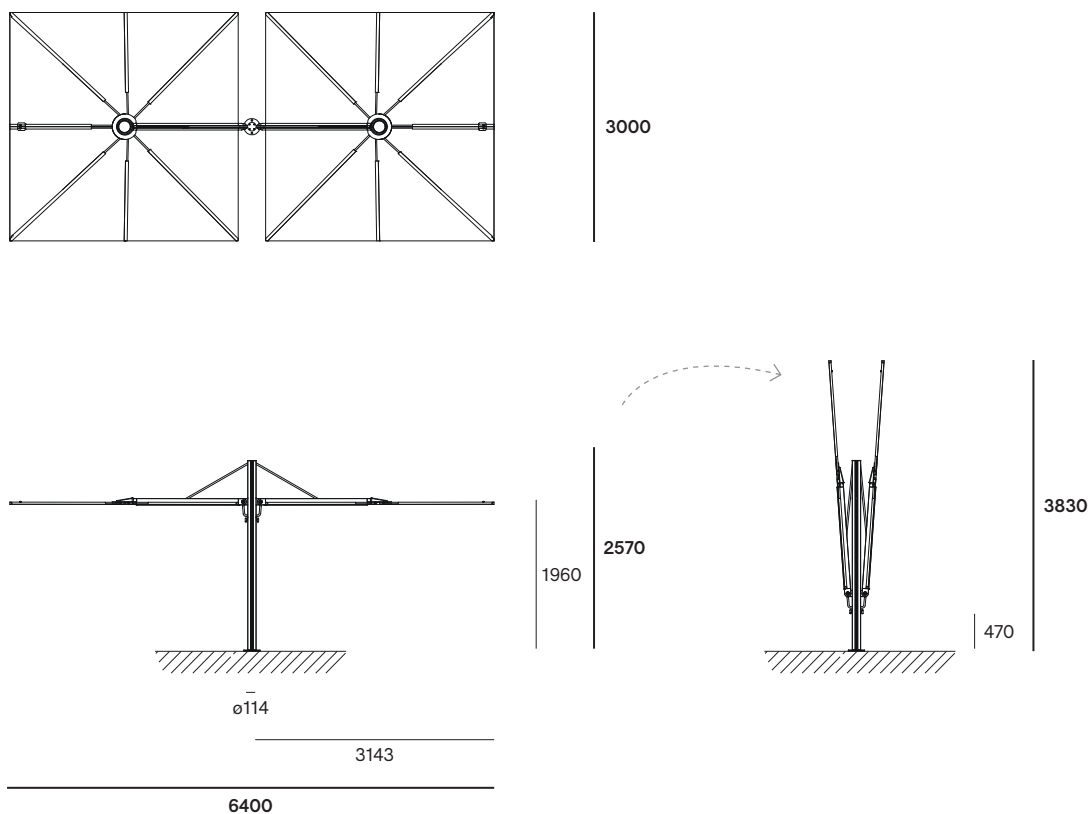


In combination with the permanent fixation & pole extension

(It is highly recommended to use the pole extension when using the permanent fixation, to increase the height by 15 cm to ensure head clearance)

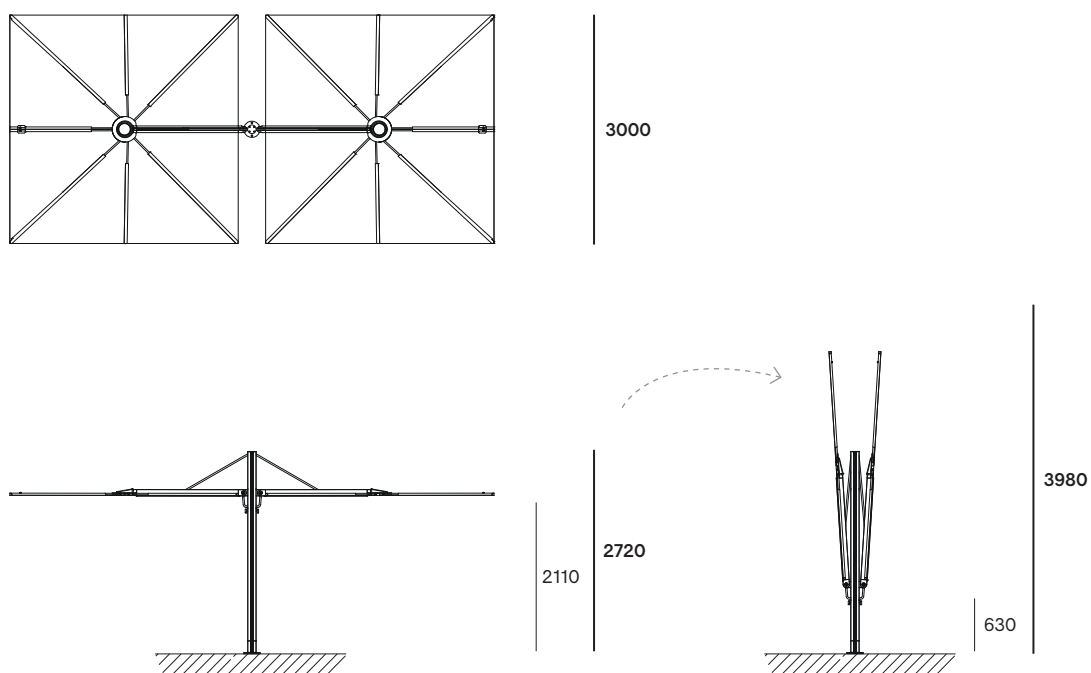


In combination with floor fastening



In combination with floor fastening & pole extension

(It is highly recommended to use the pole extension when using the floor fastening, to increase the height by 15 cm to ensure head clearance)




# Materials & colors

Check price list or [www.extremis.com](http://www.extremis.com) for current materials & colors

## Fabric



White



Taupe



Black


## Pole & base



Off white (RAL9002)  
Structured powder coating



Earth  
Structured powder coating



Black (RAL9005)  
Structured powder coating



Materials	Key facts	Thickness mm	Layer thickness micron	Density	In/outdoor	Water	UV color fastness	Flame retarding
Acrylic fabric	<ul style="list-style-type: none"> <li>100% solution dyed Acrylic</li> <li>Dirt repellent</li> <li>Not waterproof</li> </ul>	0,50	n.a.	255 g/m <sup>2</sup>	Outdoor & indoor	The fabric has a water column of 350 mm (EN 20811)	7/8 (ISO 105-B02)	/
Structured powder coated aluminium pole	<ul style="list-style-type: none"> <li>A technique of applying dry paint to a part</li> <li>Electrostatically charged and sprayed onto the object</li> <li>More scratch-resistant than non structured powder coating</li> </ul>	2 - 4	50 - 100	2,70 10 <sup>3</sup> kg/m <sup>3</sup>	Outdoor & indoor	n.a.	Very good: color can fade to some extent when exposed to UV	NEN -EN13501-1 A2-s1 **
Stainless steel 316 handle	<ul style="list-style-type: none"> <li>High rust resistance</li> <li>Periodical maintenance required</li> </ul>	2 - 5	n.a.	8,00 10 <sup>3</sup> kg/m <sup>3</sup>	Outdoor & indoor	n.a.	Very good	NEN -EN13501-1 A1*
Fiberglass balleens	<ul style="list-style-type: none"> <li>Made with pultrusion technique: a non-stop process of fiberglass wires pulled through a bath of polyester</li> <li>Strong</li> <li>Lightweight</li> </ul>	16	n.a.	0,45 10 <sup>3</sup> kg/m <sup>3</sup>	Outdoor & indoor	n.a.	Very good: color can fade to some extent when exposed to UV	/
Aluminium balleen supports	<ul style="list-style-type: none"> <li>A process aimed at thickening the existing aluminium oxide layer</li> <li>Thickest layer of protection</li> </ul>	20	50 - 100	2,70 10 <sup>3</sup> kg/m <sup>3</sup>	Outdoor & indoor	n.a.	Very good	NEN -EN13501-1 A1*
Structured powder coated steel base	<ul style="list-style-type: none"> <li>A technique of applying dry paint to a part</li> <li>Electrostatically charged and sprayed onto the object</li> <li>More scratch-resistant than non structured powder coating</li> </ul>	2 - 4	50 - 100	2,70 10 <sup>3</sup> kg/m <sup>3</sup>	Outdoor & indoor	n.a.	Very good: color can fade to some extent when exposed to UV	NEN -EN13501-1 A2-s1 **
Cover	<ul style="list-style-type: none"> <li>100% polyester</li> <li>Polyuréthane coating</li> <li>Breathable, so not 100% waterproof</li> </ul>	0,50	n.a.	240 g/m <sup>2</sup>	Outdoor & indoor	Water repellent & breathable	6-8/8 (ISO 105-B02)	/

### NEN-EN13501-1 A1

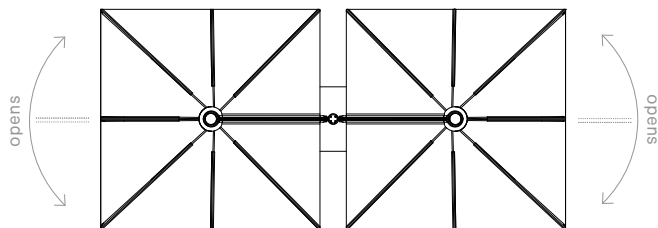
Class A1 products will not contribute to fire in any stage, including fully developed fire. For this reason, they are assumed to be capable of satisfying all requirements of all lower classes as well.

### NEN-EN13501-1 A2-s1

Satisfying the same criteria as class B for the SBI-test according to EN 13823. In addition, under conditions of a fully developed fire these products will not significantly contribute to the fire load and fire growth

## Good to know

- Sensu duo square opens like a fan from the center
- The shade can be tilted 90 degrees
- The diameter of the pole is  $\varnothing 114$  mm
- The shade cover is included
- The wheels are standard for the base, optional feet are available



## Maintenance

### POWDER COATED PARTS

- Use Extremis multi cleaner, a 100% biodegradable detergent or common kitchen cleaning products. Avoid using aggressive products. These surfaces are best cleaned with a neutral cleaning product diluted in water.

### ACRYLIC FABRIC

- Shake or brush off loose dirt immediately.
- Spray Extremis Multi Cleaner.
- Use a soft brush and make circular movements.
- Let the suds soak in for a moment.
- Rinse thoroughly to remove all soap residue.
- Simply allow to dry.

### STAINLESS STEEL PARTS

- Clean regularly with a dry cloth and some stainless steel cleaner.

## F.A.Q.

**Q:** *Is the fabric 100% waterproof?*

**A:** With light rain you stay easily seated under the shade. The fabric is slightly slanted in opened position. With heavy rain, the canvas lets through only a little bit of water. This is typical for the fabric and necessary, because the fabric should be able to ventilate.

**Q:** *Can you remove the fabric for washing?*

**A:** We do not advise this but it is possible. In the first place, you should close the shade when you do not use it and protect it with its cover. This protects the shade from getting dirty.

**Q:** *How wind resistant is the shade?*

**A:** Tests in a windtunnel have shown that the shade withstands wind speeds up to 6 on the Beaufort scale (49 km/h). Still, we strongly advise to close it sooner (from 4 on the Beaufort scale is the rule of thumb (28 km/h)).

**Q:** *Do you need to use a shade cover?*

**A:** The cover is needed to protect and fix the shade when not in use. Protect your shade from polluted rain, bird droppings, dust and heavy winds to avoid marks or stains on the shade fabric.

## Warnings

### General

- Do not use any sharp tools to open the packaging.
- We strongly advise against using power tools.
- Tripping hazard, mind your step.
- Do not put out cigarettes on the shade.
- Not graffiti proof.
- Do not leave children unattended whilst playing on the shade.
- Colors can differ over years and from batch to batch.

### Product

- Do not drag the shade, but carry it with minimum 2 people.
- Anchoring the product has to be done by qualified people.
- For anchoring: use suitable bolts or screws from a specialized store depending on the material your terrace is made of.

- In case of strong winds or if it is not being used, close the shade and tilt the latches downwards. Put the protective cover over the shade to prevent it from blowing open or getting dirty.
- For ventilation purposes, the cover is not 100% water proof.
- Store the shade when not in use for a long time as follows: completely dry and in a dry environment.
- Do not leave the shade closed for a long time when the shade fabric is still damp or wet.
- Do not leave the shade unattended when opened.
- Tests in a windtunnel have shown that the shade withstands wind speeds up to 6 on the Beaufort scale (49 km/h). Still, we strongly advise to close it sooner (from 4 on the Beaufort scale is the rule of thumb (28 km/h)).
- We advise to position the shade in the direction of the wind, put the arm in a 5° to 10° angle.

### Powder coating

- White powder coating requires more maintenance.
- Do not use abrasive scouring powders or scourers as they will scratch the surface.
- Color can fade to some extent when exposed to UV.
- Flame retarding - NEN-EN13501-1 A2-sl - Satisfying the same criteria as Class B for the SBI-test according to EN13823. In addition, under conditions of a fully developed fire these products will not significantly contribute to the fire load and fire growth.
- Dark colors can get very hot in sunny weather.

### Acrylic fabric

- Not waterproof, store inside!
- Shake or brush off loose dirt immediately.
- UV color fastness: 7/8 (ISO 105-B02).

The content of this document, in particular the mentioned models, is protected by copyrights and/or design rights. The present document and its content is communicated to you for information purposes only. Any partial or total reproduction or any other use without our prior written permission is strictly prohibited. This technical sheet remains subject to possible changes. All dimensions are in **mm**, unless mentioned otherwise. Extremis is not responsible for the errors in the documentation of products. All measurements are approximate and are provided for informational purposes only.

**Tech  
sheet**

20250114

# Sensu quattro diamond

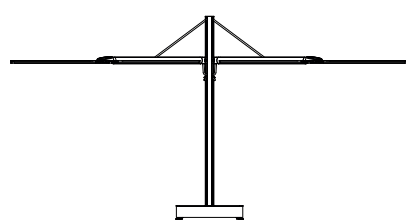

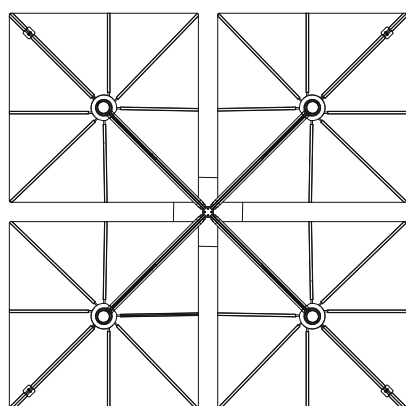
© Design by Dirk Wynants for Extremis, 2022

**extremis®**



## Dimensions

The Sensu quattro diamond is available in one dimension  
In combination with the wheel base

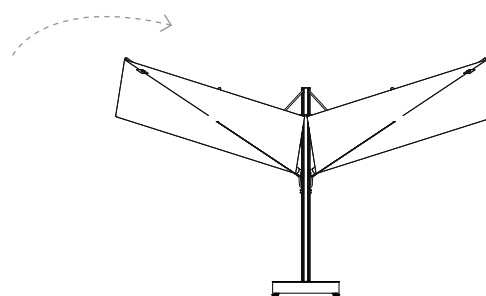


ø114

2500

5256

2098 2506 2730



1278

3013



## Box dimensions

The Sensu quattro diamond comes in 7 boxes


Box 1: Shade pole



Box 2: Shade arm (x4)




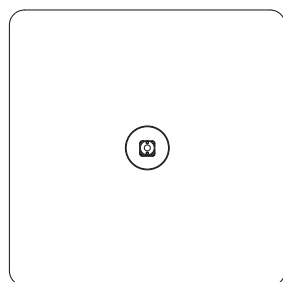
Box 3: Cover



Box dimensions (mm)		L	W	H	Qty	Volume (m3)	Gross weight (kg)	Net weight (kg)	Packaging weight (kg)
Sensu quattro diamond	Box 1	2750	330	360	1	0,33	32,00	29,00	3,00
	Box 2	2310	200	360	4	0,67	96,00	86,00	10,00
	Box 3	2650	140	140	1	0,05	4,00	1,50	2,50
Total:						1,05	132,00	116,50	15,50

## Wheel base dimensions

The wheel base is available in one dimension



888

221

Box dimensions (mm)		L	W	H	Qty	Volume (m3)	Gross weight (kg)	Net weight (kg)	Packaging weight (kg)
Wheel base	Box 2	950	950	200	1	0,18	31,00	30,00	1,00

### Purchase from Extremis

The concrete weights (153 kg) are optional and not included with the wheel base.

In case the weights are ordered, they are stacked on a pallet.

Large tiles: 8 pieces - 115 kg - 400 x 400 x 37 mm

Top layer tiles: 28 pieces - 38 kg - 200 x 80 x 40 mm

### Specifications for own purchase

Minimum total weight requirements 150 kg

#### Recommended base tile dimensions

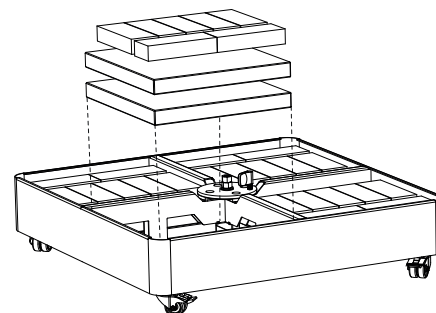
(8 pieces = 115 kg)

	Minimum	Maximum
Size	380 x 380	400 x 400
Thickness	37	45

#### Recommended top layer tiles dimensions

( +/- 38 kg)

	Maximum
Size	300 x 300
Thickness	40



## Box dimensions


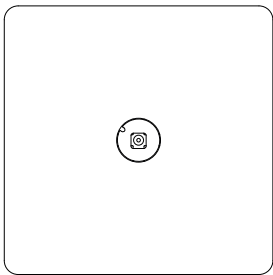
The wheel base comes in 1 box

Box 2: Wheel base



# Base with feet

The feet base is available in one dimension  
The wheels are standard for the base, optional feet are available



Box dimensions (mm)		L	W	H	Qty	Volume (m3)	Gross weight (kg)	Net weight (kg)	Packaging weight (kg)
Wheel base	Box 2	950	950	200	1	0,18	31,00	30,00	1,00
	Box 3	370	350	400	1	0,05	0,60	0,50	0,10
						0,23	31,60	30,50	1,10

# Box dimensions

The feet base comes in 1 box

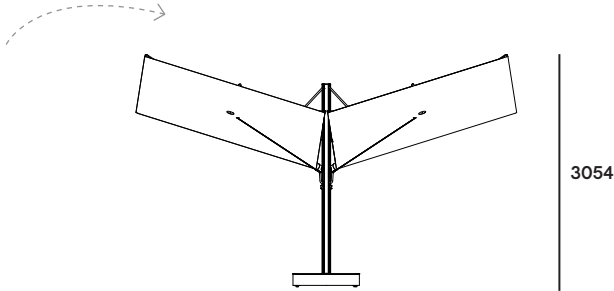
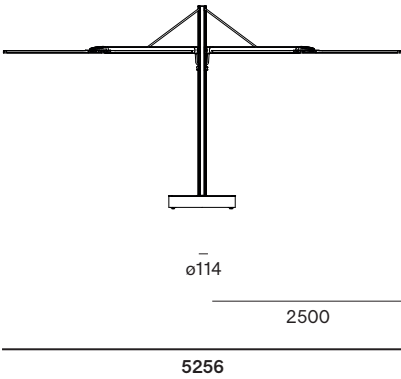

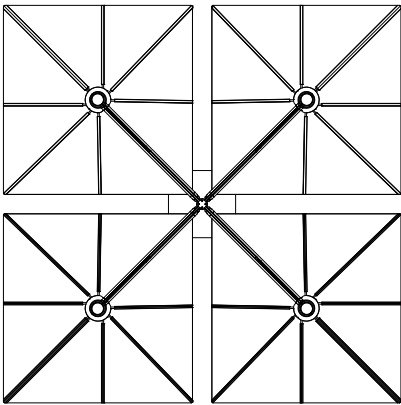
Box 2: Wheel base



Box 3: Feet

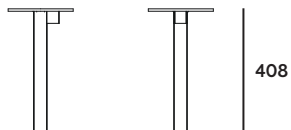
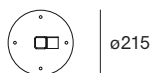


In combination with the feet base



## Permanent fixation dimensions

The permanent fixation is available in one dimension



## Permanent fixation box dimensions

The permanent fixation comes in 1 box

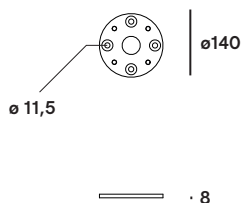
[Box 7](#): permanent fixation



Box dimensions (mm)		L	W	H	Qty	Volume (m3)	Gross weight (kg)	Net weight (kg)	Packaging weight (kg)
Permanent fixation	Box 7	220	220	550	1	0,03	10,00	9,50	0,50

## Floor fastening dimensions

The floor fastening is available in one dimension



## Floor fastening box dimensions

The floor fastening comes in 1 box

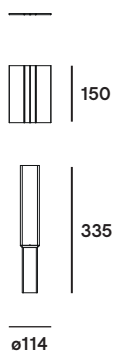
[Box 5](#): floor fastening



Box dimensions (mm)		L	W	H	Qty	Volume (m3)	Gross weight (kg)	Net weight (kg)	Packaging weight (kg)
Floor fastening	Box 5	200	200	150	1	0,01	5,20	5,00	0,20

## Pole extension dimensions

The pole extension is available in one dimension



## Floor fastening box dimensions

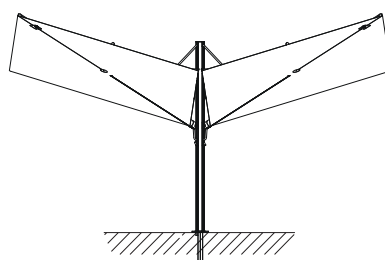


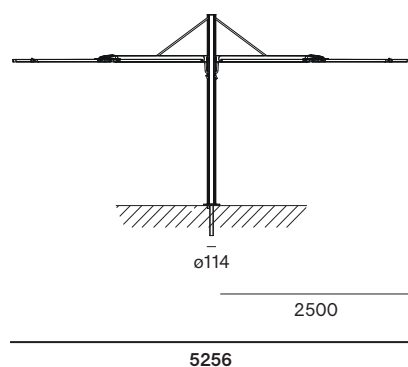
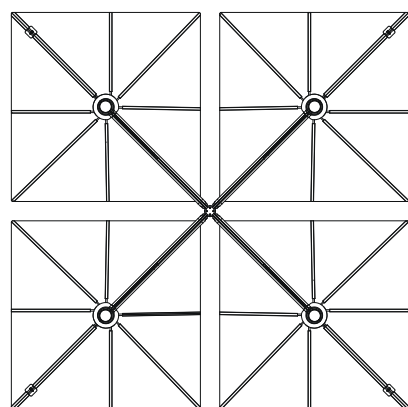
The pole extension comes in 1 box

[Box 9](#): pole extension


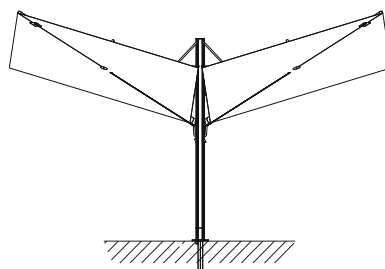


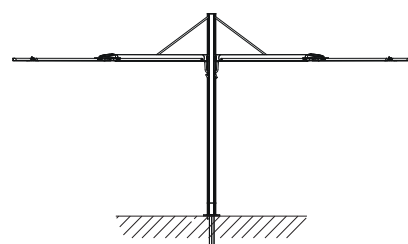
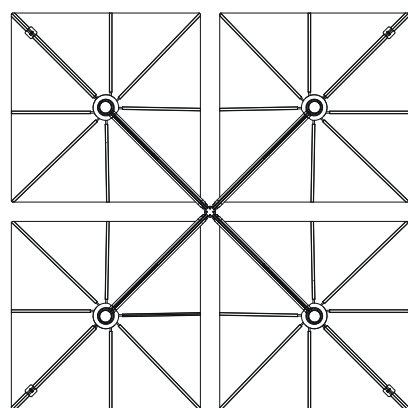


Box dimensions (mm)		L	W	H	Qty	Volume (m3)	Gross weight (kg)	Net weight (kg)	Packaging weight (kg)
Pole extension	Box 9	400	140	140	1	0,01	4,00	3,80	0,20


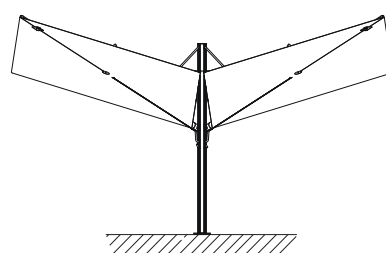

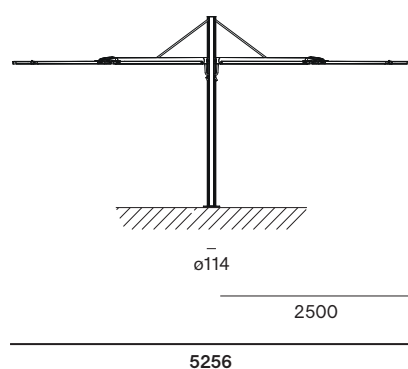
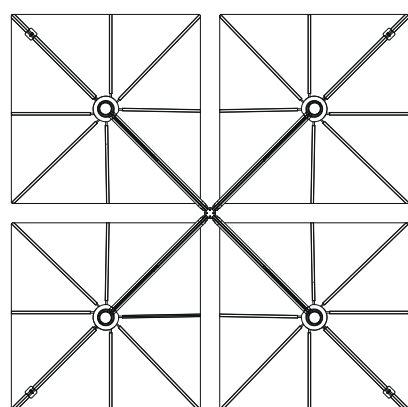
In combination with the permanent fixation




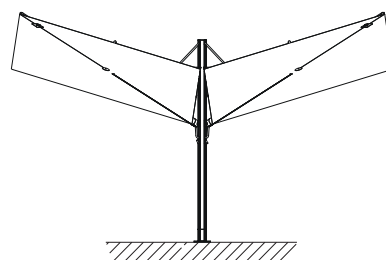


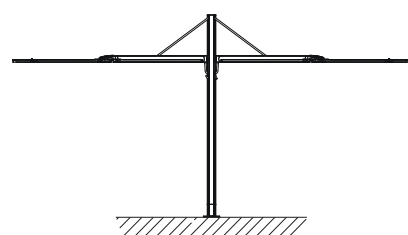
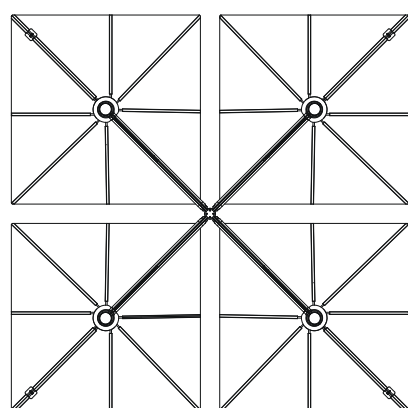
In combination with the permanent fixation & pole extension  
(It is highly recommended to use the pole extension when using the permanent fixation, to increase the height by 15 cm to ensure head clearance)



In combination with floor fastening



In combination with floor fastening & pole extension  
(It is highly recommended to use the pole extension when using the floor fastening, to increase the height by 15 cm to ensure head clearance)





# Materials & colors

Check price list or [www.extremis.com](http://www.extremis.com) for current materials & colors

## Fabric



White



Taupe



Black


## Pole & base



Off white (RAL9002)  
Structured powder coating



Earth  
Structured powder coating



Black (RAL9005)  
Structured powder coating



Materials	Key facts	Thickness mm	Layer thickness micron	Density	In/outdoor	Water	UV color fastness	Flame retarding
Acrylic fabric	<ul style="list-style-type: none"> <li>100% solution dyed Acrylic</li> <li>Dirt repellent</li> <li>Not waterproof</li> </ul>	0,50	n.a.	255 g/m <sup>2</sup>	Outdoor & indoor	The fabric has a water column of 350 mm (EN 20811)	7/8 (ISO 105-B02)	/
Structured powder coated aluminium pole	<ul style="list-style-type: none"> <li>A technique of applying dry paint to a part</li> <li>Electrostatically charged and sprayed onto the object</li> <li>More scratch-resistant than non structured powder coating</li> </ul>	2 - 4	50 - 100	2,70 10 <sup>3</sup> kg/m <sup>3</sup>	Outdoor & indoor	n.a.	Very good: color can fade to some extent when exposed to UV	NEN -EN13501-1 A2-s1 **
Stainless steel 316 handle	<ul style="list-style-type: none"> <li>High rust resistance</li> <li>Periodical maintenance required</li> </ul>	2 - 5	n.a.	8,00 10 <sup>3</sup> kg/m <sup>3</sup>	Outdoor & indoor	n.a.	Very good	NEN -EN13501-1 A1*
Fiberglass balleens	<ul style="list-style-type: none"> <li>Made with pultrusion technique: a non-stop process of fiberglass wires pulled through a bath of polyester</li> <li>Strong</li> <li>Lightweight</li> </ul>	16	n.a.	0,45 10 <sup>3</sup> kg/m <sup>3</sup>	Outdoor & indoor	n.a.	Very good: color can fade to some extent when exposed to UV	/
Aluminium balleen supports	<ul style="list-style-type: none"> <li>A process aimed at thickening the existing aluminium oxide layer</li> <li>Thickest layer of protection</li> </ul>	2	50 - 100	2,70 10 <sup>3</sup> kg/m <sup>3</sup>	Outdoor & indoor	n.a.	Very good	NEN -EN13501-1 A1*
Structured powder coated steel base	<ul style="list-style-type: none"> <li>A technique of applying dry paint to a part</li> <li>Electrostatically charged and sprayed onto the object</li> <li>More scratch-resistant than non structured powder coating</li> </ul>	2 - 4	50 - 100	2,70 10 <sup>3</sup> kg/m <sup>3</sup>	Outdoor & indoor	n.a.	Very good: color can fade to some extent when exposed to UV	NEN -EN13501-1 A2-s1 **
Cover	<ul style="list-style-type: none"> <li>100% polyester</li> <li>Polyuréthane coating</li> <li>Breathable, so not 100% waterproof</li> </ul>	0,50	n.a.	240 g/m <sup>2</sup>	Outdoor & indoor	Water repellent & breathable	6-8/8 (ISO 105-B02)	/

### NEN-EN13501-1 A1

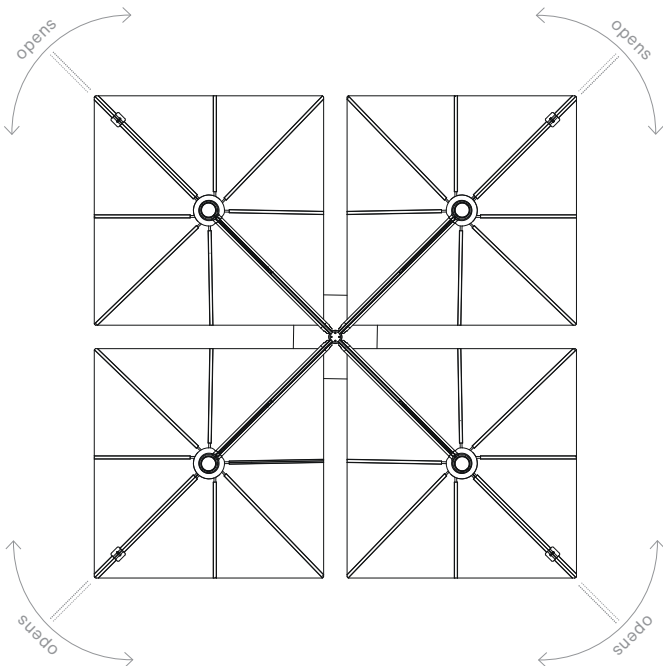
Class A1 products will not contribute to fire in any stage, including fully developed fire. For this reason, they are assumed to be capable of satisfying all requirements of all lower classes as well.

### NEN-EN13501-1 A2-s1

Satisfying the same criteria as class B for the SBI-test according to EN 13823. In addition, under conditions of a fully developed fire these products will not significantly contribute to the fire load and fire growth

## Good to know

- Sensu duo square opens like a fan from the center.
- Not possible to tilt the shade 90 degrees when both shades are opened.
- The diameter of the pole is  $\varnothing 114$  cm
- The shade cover is included.
- The wheels are standard for the base, optional feet are available



## Maintenance

[www.extremis.com/maintenance](http://www.extremis.com/maintenance)

### POWDER COATED PARTS

- Use Extremis multi cleaner, a 100% biodegradable detergent or common kitchen cleaning products. Avoid using aggressive products. These surfaces are best cleaned with a neutral cleaning product diluted in water.

### ACRYLIC FABRIC

- Shake or brush off loose dirt immediately.
- Spray Extremis multi cleaner.
- Use a soft brush and make circular movements.
- Let the suds soak in for a moment.
- Rinse thoroughly to remove all soap residue.
- Simply allow to dry.

### STAINLESS STEEL PARTS

- Clean regularly with a dry cloth and some stainless steel cleaner.

## F.A.Q.

**Q:** *Is the fabric 100% waterproof?*

**A:** With light rain you stay easily seated under the shade. The fabric is slightly slanted in opened position. With heavy rain, the canvas lets through only a little bit of water. This is typical for the fabric and necessary, because the fabric should be able to ventilate.

**Q:** *Can you remove the fabric for washing?*

**A:** We do not advise this but it is possible. In the first place, you should close the shade when you do not use it and protect it with its cover. This protects the shade from getting dirty.

**Q:** *How wind resistant is the shade?*

**A:** Tests in a windtunnel have shown that the shade withstands wind speeds up to 6 on the Beaufort scale (49 km/h). Still, we strongly advise to close it sooner (from 4 on the Beaufort scale is the rule of thumb (28 km/h)).

**Q:** *Do you need to use a shade cover?*

**A:** The cover is needed to protect and fix the shade when not in use. Protect your shade from polluted rain, bird droppings, dust and heavy winds to avoid marks or stains on the shade fabric.

## Warnings

### General

- Do not use any sharp tools to open the packaging.
- We strongly advise against using power tools.
- Tripping hazard, mind your step.
- Do not put out cigarettes on the shade.
- Not graffiti proof.
- Do not leave children unattended whilst playing on the shade.
- Colors can differ over years and from batch to batch.

### Product

- Do not drag the shade, but carry it with minimum 2 people.
- Anchoring the product has to be done by qualified people.
- For anchoring: use suitable bolts or screws from a specialized store depending on the material your terrace is made of.

- In case of strong winds or if it is not being used, close the shade and tilt the latches downwards. Put the protective cover over the shade to prevent it from blowing open or getting dirty.
- For ventilation purposes, the cover is not 100% water proof.
- Store the shade when not in use for a long time as follows: completely dry and in a dry environment.
- Do not leave the shade closed for a long time when the shade fabric is still damp or wet.
- Do not leave the shade unattended when opened.
- Tests in a windtunnel have shown that the shade withstands wind speeds up to 6 on the Beaufort scale (49 km/h). Still, we strongly advise to close it sooner (from 4 on the Beaufort scale is the rule of thumb (28 km/h)).
- We advise to position the shade in the direction of the wind, put the arm in a 5° à 10° angle.

### Powder coating

- White powder coating requires more maintenance.
- Do not use abrasive scouring powders or scourers as they will scratch the surface.
- Color can fade to some extent when exposed to UV.
- Flame retarding - NEN-EN13501-1 A2-s1 - Satisfying the same criteria as Class B for the SBI-test according to EN13823. In addition, under conditions of a fully developed fire these products will not significantly contribute to the fire load and fire growth.
- Dark colors can get very hot in sunny weather.

### Acrylic fabric

- Not waterproof, store inside!
- Shake or brush off loose dirt immediately.
- UV color fastness: 7/8 (ISO 105-B02).

The content of this document, in particular the mentioned models, is protected by copyrights and/or design rights. The present document and its content is communicated to you for information purposes only. Any partial or total reproduction or any other use without our prior written permission is strictly prohibited. This technical sheet remains subject to possible changes. All dimensions are in **mm**, unless entioned otherwise. Extremis is not responsible for the errors in the documentation of products. All measurements are approximate and are provided for informational purposes only.

**Tech  
sheet**

20250115

# Sensu single square - Straight

© Design by Dirk Wynants for Extremis, 2022

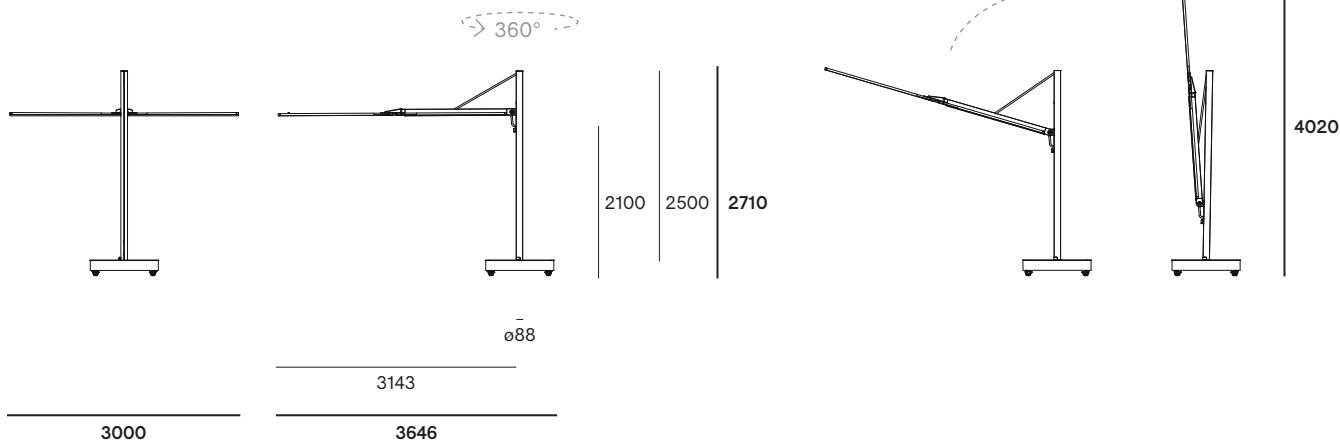
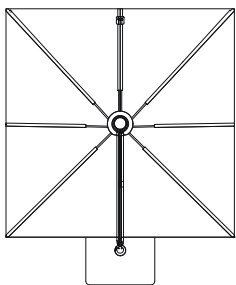
**extremis®**



## Dimensions

The Sensu single square - Straight is available in one dimension

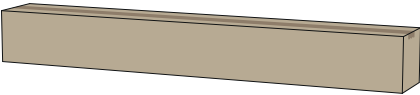
In combination with the wheel base  
(360 degree rotatable)



# Box dimensions

The Sensu single square - Straight comes in 1 box



Box 1: Sensu single square - Straight + parasol support + cover



Box dimensions (mm)		L	W	H	Qty	Volume (m3)	Gross weight (kg)	Net weight (kg)	Packaging weight (kg)
Sensu single square - Straight	Box 1	2740	370	320	1	0,33	45,00	44,00	1,00

# Wheel base dimensions

The wheel base is available in one dimension



Box dimensions (mm)		L	W	H	Qty	Volume (m3)	Gross weight (kg)	Net weight (kg)	Packaging weight (kg)
Wheel base	Box 2	950	950	200	1	0,18	31,00	30,00	1,00

## Purchase from Extremis

The concrete weights (153 kg) are optional and not included with the wheel base.  
In case the weights are ordered, they are stacked on a pallet.  
Large tiles: 8 pieces - 115 kg - 400 x 400 x 37 mm  
Top layer tiles: 28 pieces - 38 kg - 200 x 80 x 40 mm

## Specifications for own purchase

Minimum total weight requirements 150 kg

Recommended base tile dimensions  
(8 pieces = 115 kg)

	Minimum	Maximum
Size	380 x 380	400 x 400
Thickness	37	45

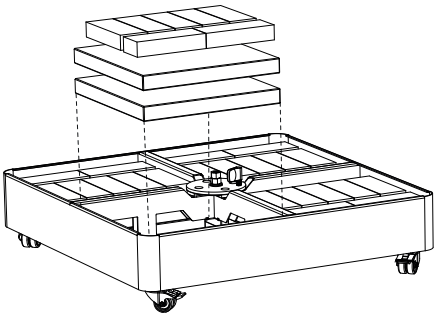
Recommended top layer tiles dimensions  
( +/- 38 kg)

	Maximum
Size	300 x 300
Thickness	40

# Box dimensions


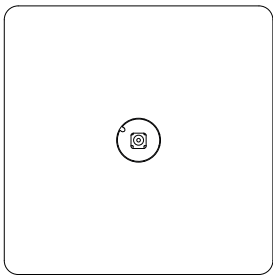
The wheel base comes in 1 box

Box 2: Wheel base



## Base with feet

The feet base is available in one dimension  
The wheels are standard for the base, optional feet are available



## Box dimensions

The feet base comes in 1 box

Box 2: Wheel base

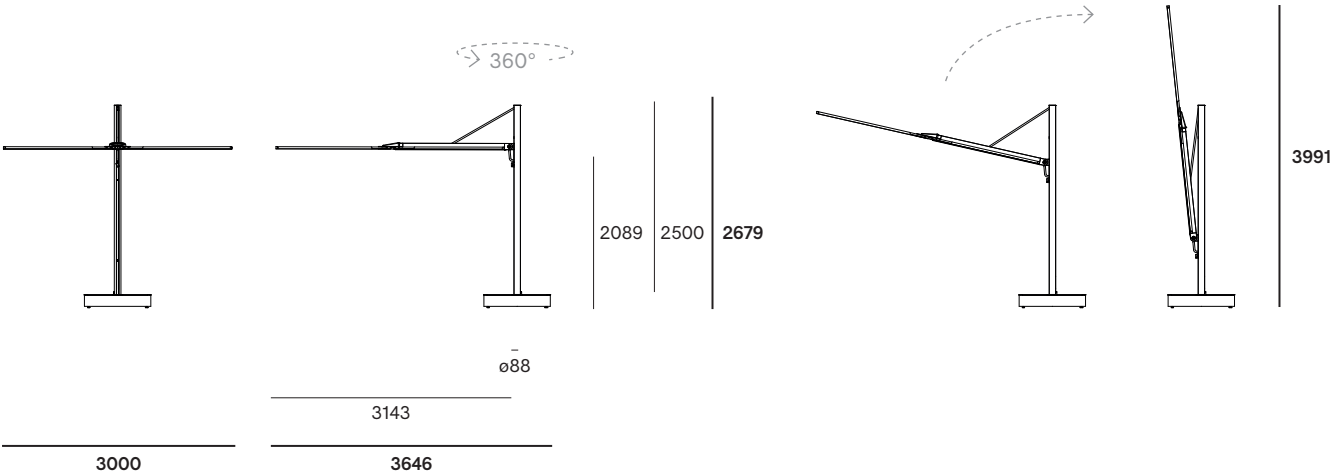
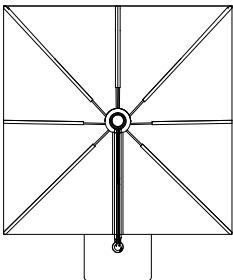


Box 3: Feet



Box dimensions (mm)		L	W	H	Qty	Volume (m3)	Gross weight (kg)	Net weight (kg)	Packaging weight (kg)
Wheel base	Box 2	950	950	200	1	0,18	31,00	30,00	1,00
	Box 3	370	350	400	1	0,05	0,60	0,50	0,10
						0,23	31,60	30,50	1,10

In combination with the feet base  
(360 degree rotatable)



## Permanent fixation dimensions

The permanent fixation is available in one dimension



ø130

## Box dimensions

The permanent fixation comes in 1 box

[Box 3:](#) permanent fixation



Box dimensions (mm)		L	W	H	Qty	Volume (m3)	Gross weight (kg)	Net weight (kg)	Packaging weight (kg)
Permanent fixation	Box 3	550	220	220	1	0,03	3,00	2,50	0,50

## Floor fastening

The floor fastening is available in one dimension



ø156

## Box dimensions

The floor fastening comes in 1 box

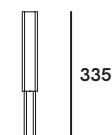
[Box 4:](#) Floor fastening



Box dimensions (mm)		L	W	H	Qty	Volume (m3)	Gross weight (kg)	Net weight (kg)	Packaging weight (kg)
Floor fastening	Box 4	370	350	400	1	0,05	3,00	2,50	0,50

## Pole extension dimensions

The pole extension is available in one dimension  
(Slides on the shade support)



ø88

## Box dimensions

The pole extension comes in 1 box

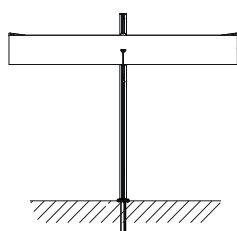
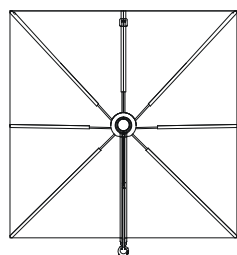
[Box 5:](#) pole extension



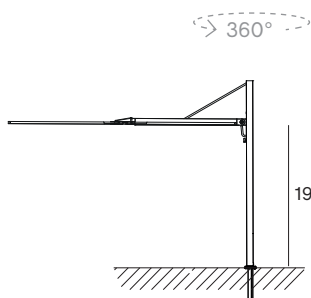
Box dimensions (mm)		L	W	H	Qty	Volume (m3)	Gross weight (kg)	Net weight (kg)	Packaging weight (kg)
Pole extension	Box 5	220	220	550	1	0,03	1,75	1,25	0,50



In combination with the permanent fixation  
(360 degree rotatable)



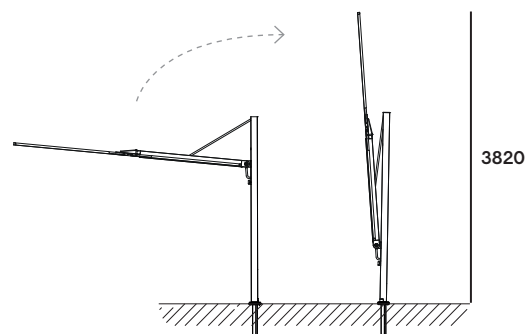
3000



ø88

3000

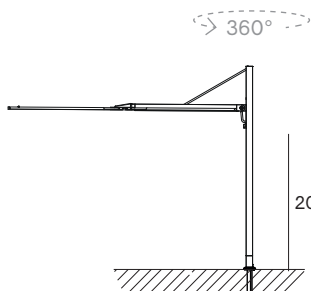
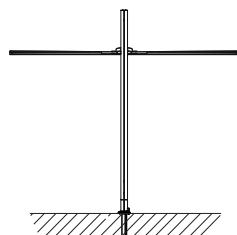
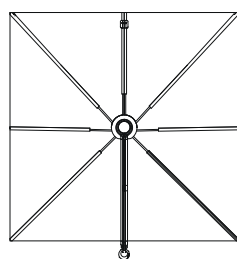
3223



3820

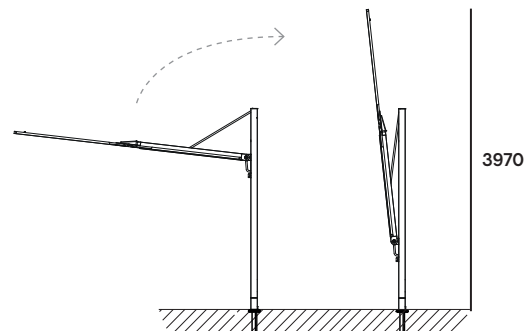
In combination with the permanent fixation & pole extension  
(360 degree rotatable)

(When using the permanent fixation, it is highly recommended to use the pole extension to increase the height by 15 cm to ensure head clearance)



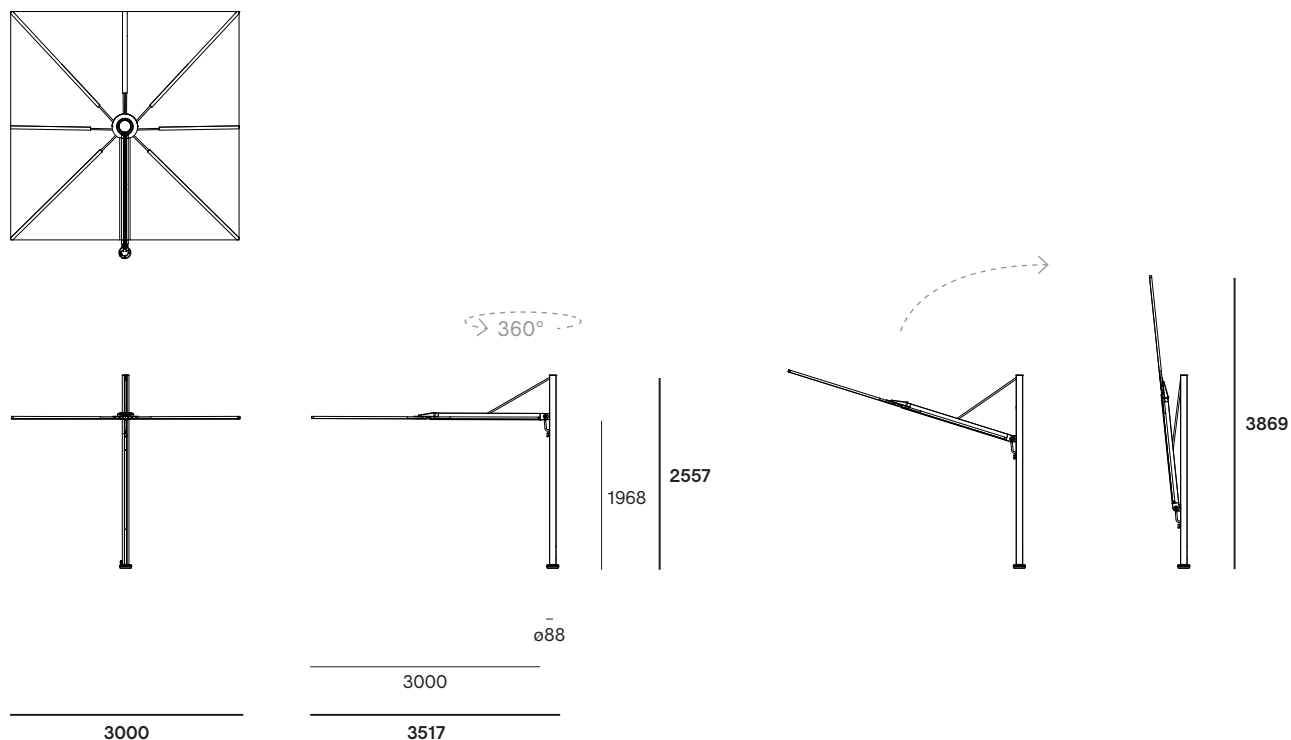
2050

2660

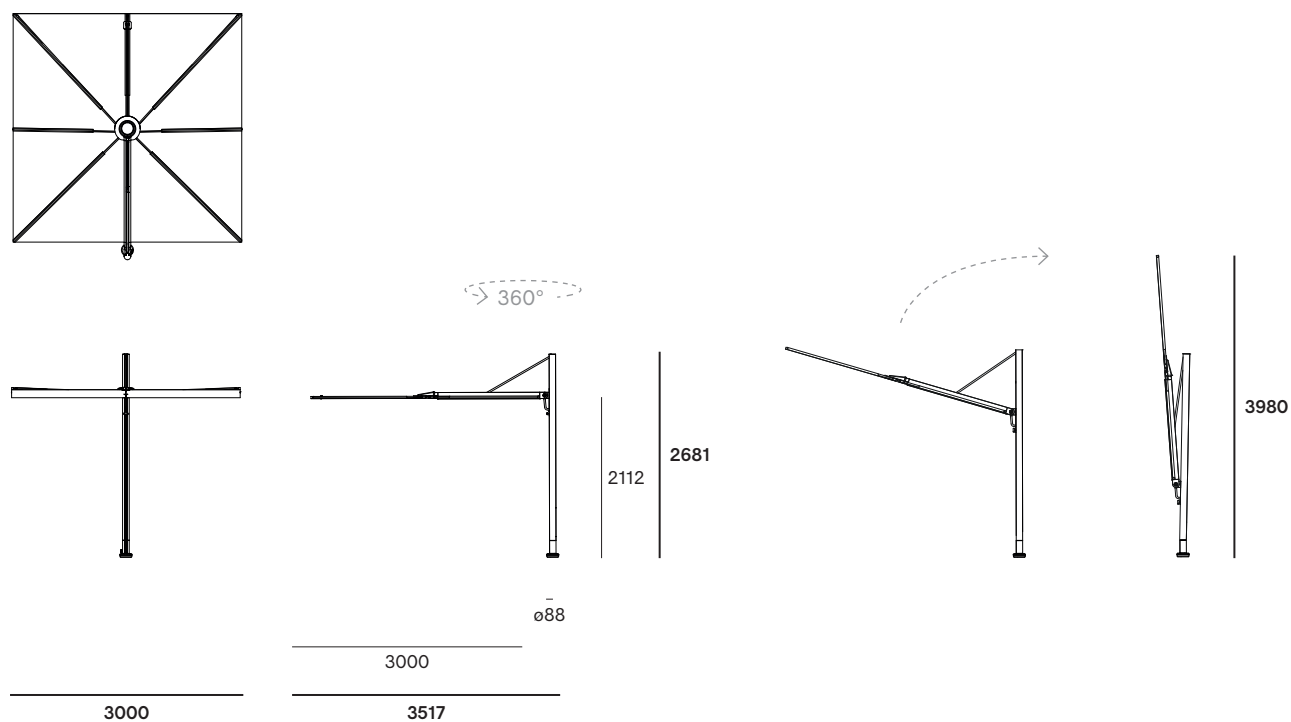


3970

In combination with the floor fastening  
(360 degree rotatable)




In combination with the floor fastening & pole extension  
(When using the floor fastening spacer plate, it is highly recommended to use the pole extension to increase the height by 15 cm to ensure head clearance)  
(360 degree rotatable)



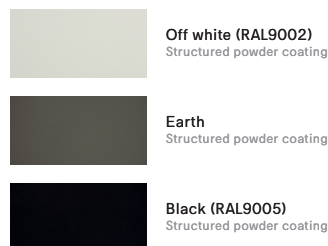
# Materials & colors

Check price list or [www.extremis.com](http://www.extremis.com) for current materials & colors

## Fabric



## Pole, wheel base & pole extension



Materials	Key facts	Thickness mm	Layer thickness micron	Density	In/outdoor	Water	UV color fastness	Flame retarding
Acrylic fabric	<ul style="list-style-type: none"> <li>100% solution dyed Acrylic</li> <li>Dirt repellent</li> <li>Not waterproof</li> </ul>	0,50	n.a.	255 g/m <sup>2</sup>	Outdoor & indoor	The fabric has a water column of 350 mm (EN 20811)	7/8 (ISO 105-B02)	/
Structured powder coated aluminium pole, wheel base & pole extension	<ul style="list-style-type: none"> <li>A technique of applying dry paint to a part</li> <li>Electrostatically charged and sprayed onto the object</li> <li>More scratch-resistant than non structured powder coating</li> </ul>	2 - 4	50 - 100	2,70 10 <sup>3</sup> kg/m <sup>3</sup>	Outdoor & indoor	n.a.	Very good: color can fade to some extent when exposed to UV	NEN -EN13501-1 A2-s1 **
Stainless steel 316 handle	<ul style="list-style-type: none"> <li>High rust resistance</li> <li>Periodical maintenance required</li> </ul>	2 - 5	n.a.	8,00 10 <sup>3</sup> kg/m <sup>3</sup>	Outdoor & indoor	n.a.	Very good	NEN -EN13501-1 A1*
Fiberglass balleens	<ul style="list-style-type: none"> <li>Made with pultrusion technique: a non-stop process of fiberglass wires pulled through a bath of polyester</li> <li>Strong</li> <li>Lightweight</li> </ul>	16	n.a.	0,45 10 <sup>3</sup> kg/m <sup>3</sup>	Outdoor & indoor	n.a.	Very good: color can fade to some extent when exposed to UV	/
Aluminium balleen supports	<ul style="list-style-type: none"> <li>A process aimed at thickening the existing aluminium oxide layer</li> <li>Thickest layer of protection</li> </ul>	2	50 - 100	2,70 10 <sup>3</sup> kg/m <sup>3</sup>	Outdoor & indoor	n.a.	Very good	NEN -EN13501-1 A1*
Cover	<ul style="list-style-type: none"> <li>100% polyester</li> <li>Polyuréthane coating</li> <li>Breathable, so not 100% waterproof</li> </ul>	0,50	n.a.	240 g/m <sup>2</sup>	Outdoor & indoor	Water repellent & breathable	6-8/8 (ISO 105-B02)	/

### NEN-EN13501-1 A1


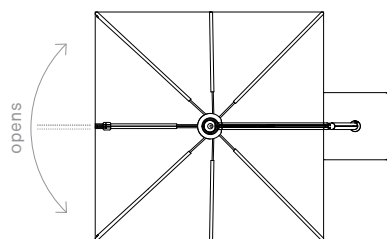
Class A1 products will not contribute to fire in any stage, including fully developed fire. For this reason, they are assumed to be capable of satisfying all requirements of all lower classes as well.

### NEN-EN13501-1 A2-s1

Satisfying the same criteria as class B for the SBI-test according to EN 13823. In addition, under conditions of a fully developed fire these products will not significantly contribute to the fire load and fire growth

## Good to know

- 360 degree rotatable.
- The shade can be tilted 90 degrees.
- The diameter of the pole is ø88 mm.
- The shade cover is included.
- The concrete weights (153 kg) are not standard included with the wheel base
- Sensu single square - Straight opens like a fan from the center
- The wheels are standard for the base, optional feet are available



## Maintenance

### POWDER COATED PARTS

- Use Extremis multi cleaner, a 100% biodegradable detergent or common kitchen cleaning products. Avoid using aggressive products. These surfaces are best cleaned with a neutral cleaning product diluted in water.

### ACRYLIC FABRIC

- Shake or brush off loose dirt immediately.
- Spray Extremis Multi Cleaner.
- Use a soft brush and make circular movements.
- Let the suds soak in for a moment.
- Rinse thoroughly to remove all soap residue.
- Simply allow to dry.

### STAINLESS STEEL PARTS

- Clean regularly with a dry cloth and some stainless steel cleaner.

## F.A.Q.

**Q:** Is the fabric 100% waterproof?

**A:** With light rain you stay easily seated under the shade. The fabric is slightly slanted in opened position. With heavy rain, the canvas lets through only a little bit of water. This is typical for the fabric and necessary, because the fabric should be able to ventilate.

**Q:** Can you remove the fabric for washing?

**A:** We do not advise this but it is possible. In the first place, you should close the shade when you do not use it and protect it with its cover. This protects the shade from getting dirty.

**Q:** How wind resistant is the shade?

**A:** Tests in a windtunnel have shown that the shade withstands wind speeds up to 6 on the Beaufort scale (49 km/h). Still, we strongly advise to close it sooner (from 4 on the Beaufort scale is the rule of thumb (28 km/h)).

**Q:** Do you need to use a shade cover?

**A:** The cover is needed to protect and fix the shade when not in use. Protect your shade from polluted rain, bird droppings, dust and heavy winds to avoid marks or stains on the shade fabric.

## Warnings

### General

- Do not use any sharp tools to open the packaging.
- We strongly advise against using power tools.
- Tripping hazard, mind your step.
- Do not put out cigarettes on the shade.
- Not graffiti proof.
- Do not leave children unattended whilst playing on the shade.
- Colors can differ over years and from batch to batch.

### Product

- Do not drag the shade, but carry it with minimum 2 people.
- Anchoring the product has to be done by qualified people.
- For anchoring: use suitable bolts or screws from a specialized store depending on the material your ace is made of.

- In case of strong winds or if it is not being used, close the shade and tilt the latches downwards. Put the protective cover over the shade to prevent it from blowing open or getting dirty.
- For ventilation purposes, the cover is not 100% water proof.
- Store the shade when not in use for a long time as follows: completely dry and in a dry environment.
- Do not leave the shade closed for a long time when the shade fabric is still damp or wet.
- Do not leave the shade unattended when opened.
- Tests in a windtunnel have shown that the shade withstands wind speeds up to 6 on the Beaufort scale (49 km/h). Still, we strongly advise to close it sooner (from 4 on the Beaufort scale is the rule of thumb (28 km/h)).
- We advise to position the shade in the direction of the wind, put the arm in a 5° to 10° angle.

### Powder coating

- White powder coating requires more maintenance.
- Do not use abrasive scouring powders or scourers as they will scratch the surface.
- Color can fade to some extent when exposed to UV.
- Flame retarding - NEN-EN13501-1 A2-sl - Satisfying the same criteria as Class B for the SBI-test according to EN13823. In addition, under conditions of a fully developed fire these products will not significantly contribute to the fire load and fire growth.
- Dark colors can get very hot in sunny weather.

### Acrylic fabric

- Not waterproof, store inside!
- Shake or brush off loose dirt immediately.
- UV color fastness: 7/8 (ISO 105-B02).

The content of this document, in particular the mentioned models, is protected by copyrights and/or design rights. The present document and its content is communicated to you for information purposes only. Any partial or total reproduction or any other use without our prior written permission is strictly prohibited. This technical sheet remains subject to possible changes. All dimensions are in mm, unless mentioned otherwise. Extremis is not responsible for the errors in the documentation of products. All measurements are approximate and are provided for informational purposes only.

**Tech  
sheet**

20250114

# Sensu single square - Tilted

© Design by Dirk Wynants for Extremis, 2022

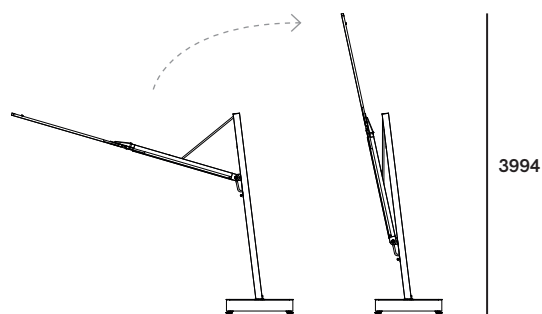
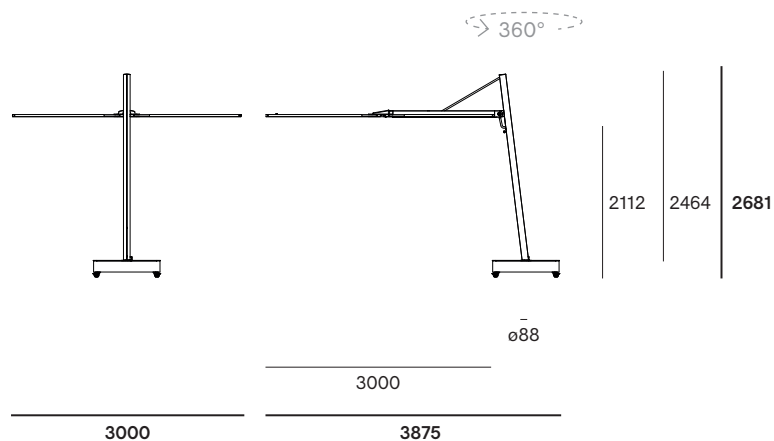
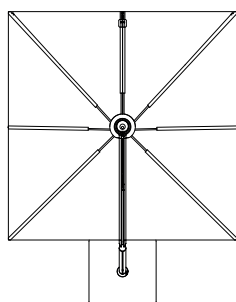
**extremis®**



## Dimensions

The Sensu single square - Tilted is available in one dimension

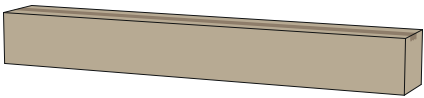
In combination with the wheel base  
(360 degree rotatable)



# Box dimensions

The Sensu single square - Tilted comes in 1 box



Box 1: Sensu single square - Tilted + parasol support + cover



Box dimensions (mm)		L	W	H	Qty	Volume (m3)	Gross weight (kg)	Net weight (kg)	Packaging weight (kg)
Sensu single square - Tilted	Box 1	2740	370	320	1	0,32	45,00	44,00	1,00

# Wheel base dimensions

The wheel base is available in one dimension



Box dimensions (mm)		L	W	H	Qty	Volume (m3)	Gross weight (kg)	Net weight (kg)	Packaging weight (kg)
Wheel base	Box 2	950	950	200	1	0,18	31,00	30,00	1,00

## Purchase from Extremis

The concrete weights (153 kg) are optional and not included with the wheel base.  
In case the weights are ordered, they are stacked on a pallet.  
Large tiles: 8 pieces - 115 kg - 400 x 400 x 37 mm  
Top layer tiles: 28 pieces - 38 kg - 200 x 80 x 40 mm

## Specifications for own purchase

Minimum total weight requirements 150 kg

Recommended base tile dimensions  
(8 pieces = 115 kg)

	Minimum	Maximum
Size	380 x 380	400 x 400
Thickness	37	45

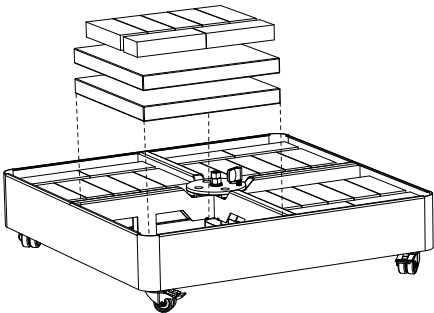
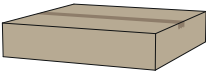
Recommended top layer tiles dimensions  
( +/- 38 kg)

	Maximum
Size	300 x 300
Thickness	40

# Box dimensions

The wheel base comes in 1 box


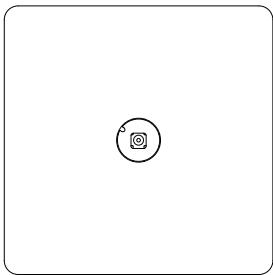
Box 2: Wheel base





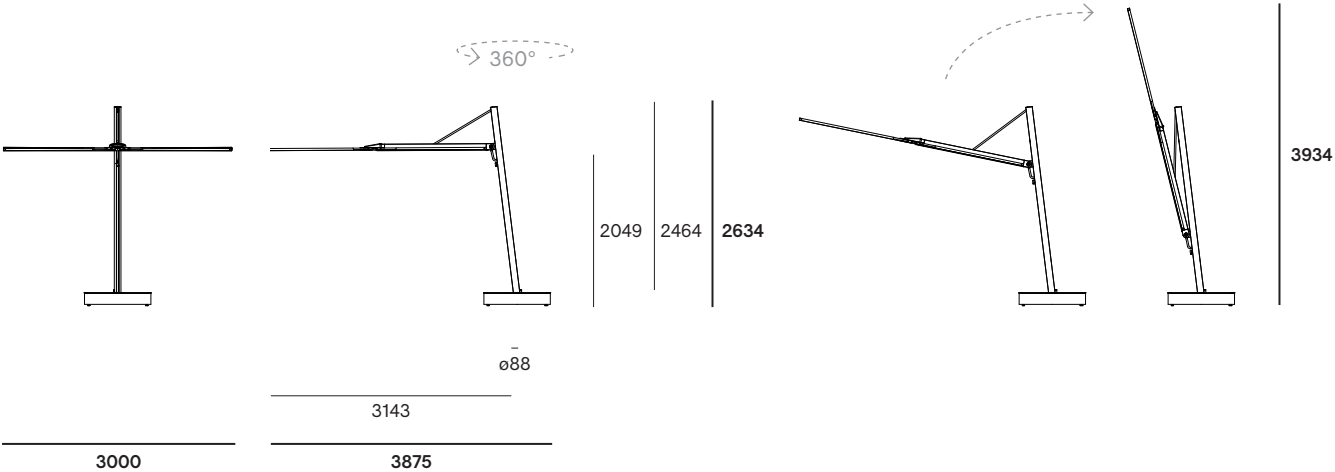
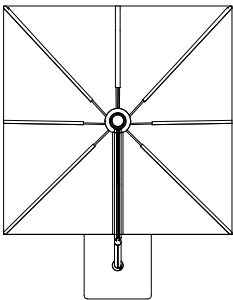
## Base with feet

The feet base is available in one dimension  
The wheels are standard for the base, optional feet are available



Box dimensions (mm)		L	W	H	Qty	Volume (m3)	Gross weight (kg)	Net weight (kg)	Packaging weight (kg)
Wheel base	Box 2	950	950	200	1	0,18	31,00	30,00	1,00
	Box 3	370	350	400	1	0,05	0,60	0,50	0,10
						0,23	31,60	30,50	1,10

In combination with the feet base  
(360 degree rotatable)



## Box dimensions

The feet base comes in 1 box

Box 2: Wheel base

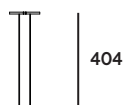


Box 3: Feet



## Permanent fixation dimensions

The permanent fixation is available in one dimension



ø130

## Box dimensions

The permanent fixation comes in 1 box

[Box 4:](#) permanent fixation



Box dimensions (mm)		L	W	H	Qty	Volume (m3)	Gross weight (kg)	Net weight (kg)	Packaging weight (kg)
Permanent fixation	Box 4	550	220	220	1	0,03	3,00	2,50	0,50

## Floor fastening

The floor fastening is available in one dimension



ø156

## Box dimensions

The floor fastening comes in 1 box

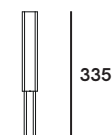
[Box 5](#) Floor fastening



Box dimensions (mm)		L	W	H	Qty	Volume (m3)	Gross weight (kg)	Net weight (kg)	Packaging weight (kg)
Floor fastening	Box 5	370	350	400	1	0,05	3,00	2,50	0,50

## Pole extension dimensions

The pole extension is available in one dimension  
(Slides on the shade support)



ø88

## Box dimensions

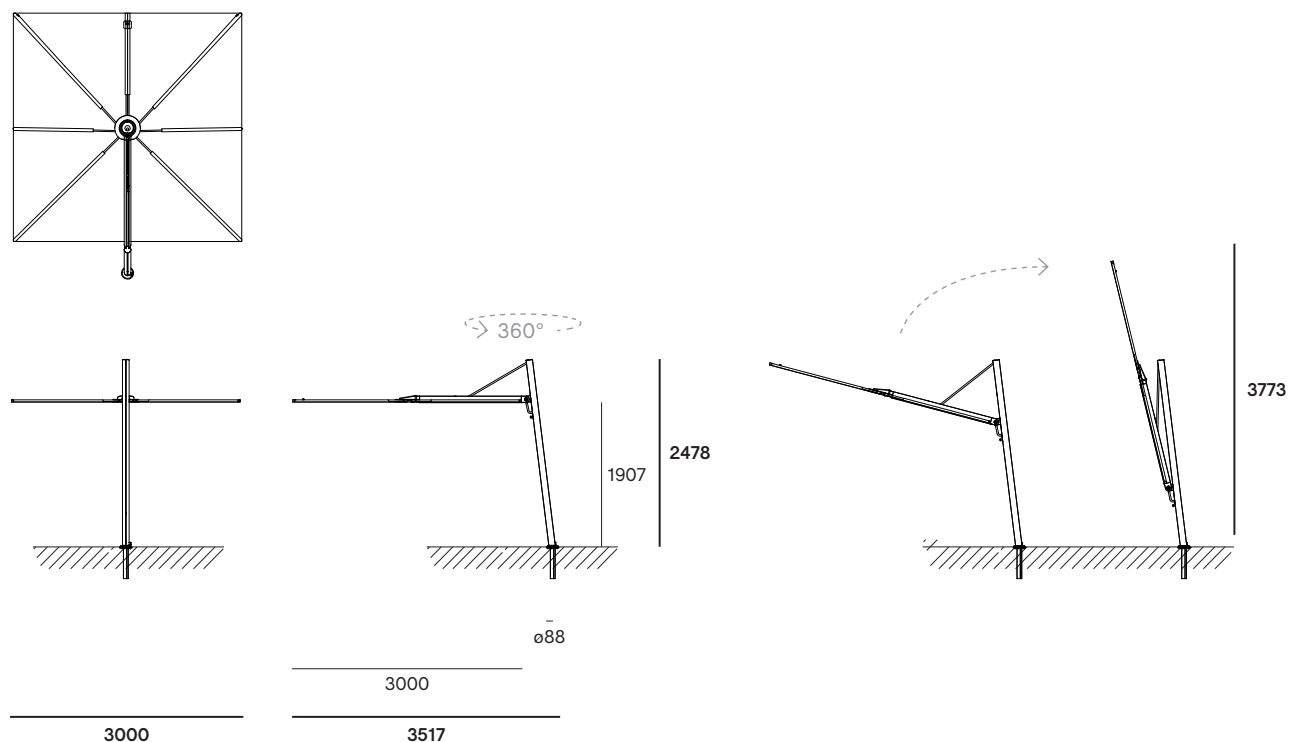
The pole extension comes in 1 box

[Box 6:](#) pole extension

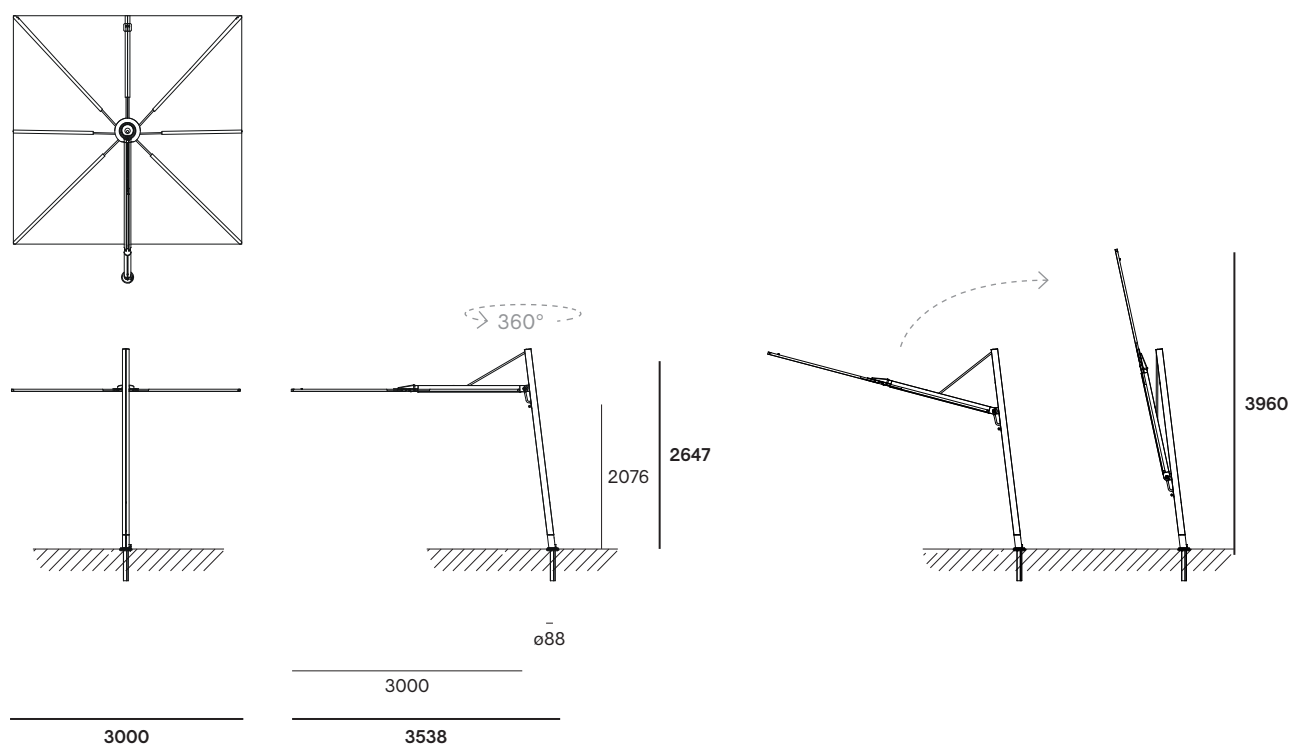


Box dimensions (mm)		L	W	H	Qty	Volume (m3)	Gross weight (kg)	Net weight (kg)	Packaging weight (kg)
Pole extension	Box 6	220	220	550	1	0,03	1,75	1,25	0,50

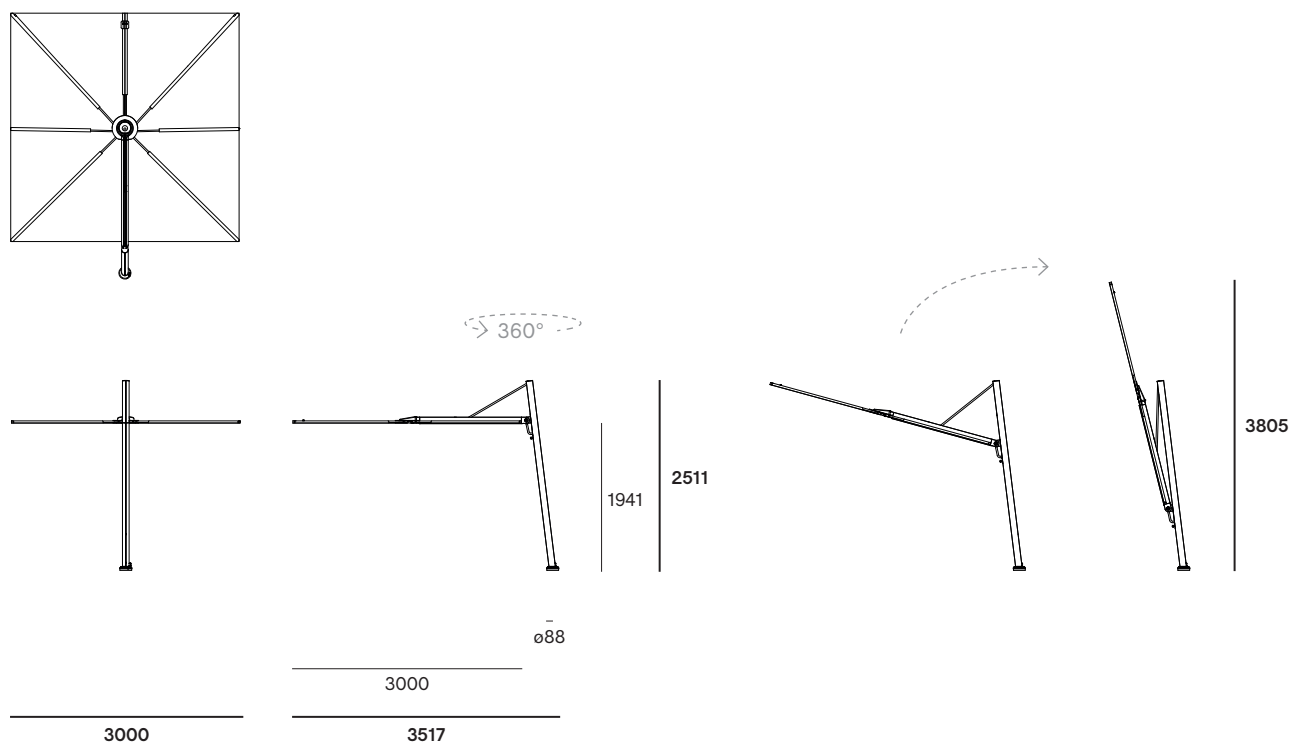
In combination with the permanent fixation  
(360 degree rotatable)



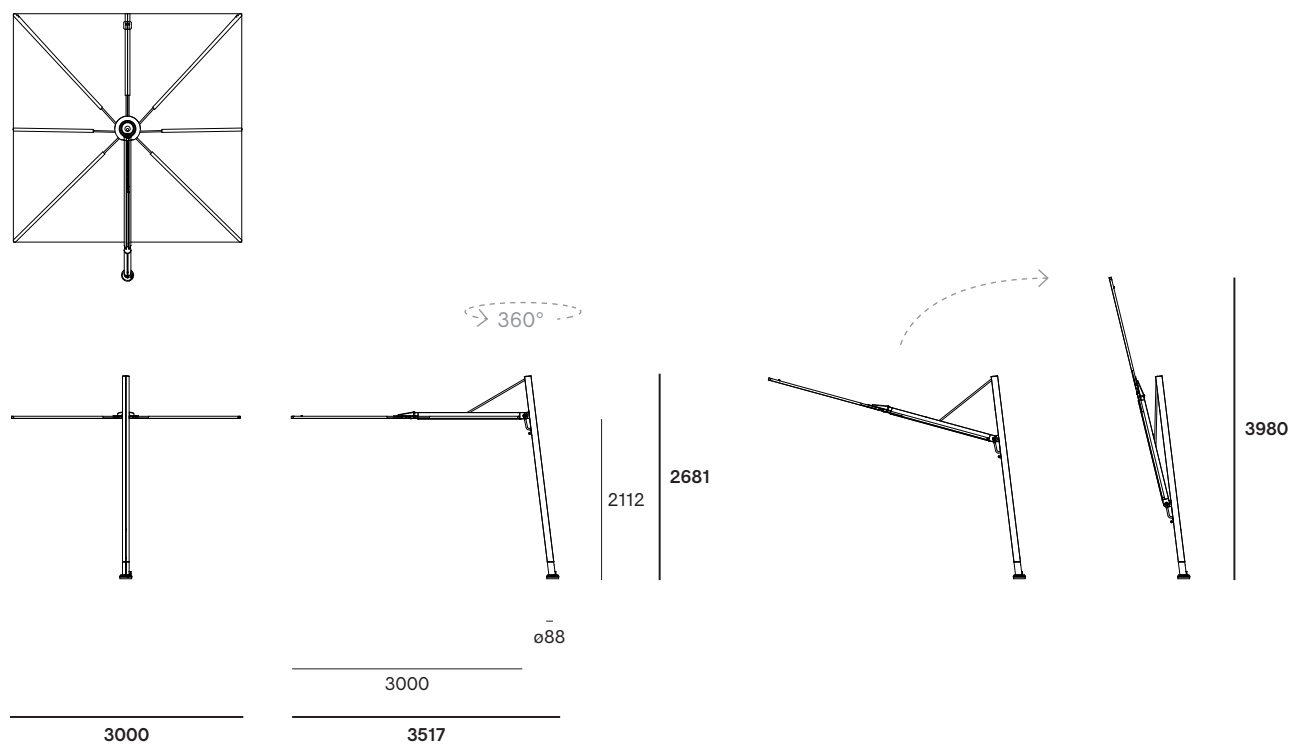
In combination with the permanent fixation & pole extension  
(When using the permanent fixation, it is highly recommended to use the pole extension to increase the height by 15 cm to ensure head clearance)  
(360 degree rotatable)



In combination with the floor fastening  
(360 degree rotatable)



In combination with the floor fastening & pole extension  
(When using the floor fastening spacer plate, it is highly recommended to use the pole extension to increase the height by 15 cm to ensure head clearance)  
(360 degree rotatable)




# Materials & colors

Check price list or [www.extremis.com](http://www.extremis.com) for current materials & colors

## Fabric



White



Taupe



Black




## Pole, wheel base & pole extension



Off white (RAL9002)  
Structured powder coating



Earth  
Structured powder coating



Black (RAL9005)  
Structured powder coating

Materials	Key facts	Thickness mm	Layer thickness micron	Density	In/outdoor	Water	UV color fastness	Flame retarding
Acrylic fabric	<ul style="list-style-type: none"> <li>100% solution dyed Acrylic</li> <li>Dirt repellent</li> <li>Not waterproof</li> </ul>	0,50	n.a.	255 g/m <sup>2</sup>	Outdoor & indoor	The fabric has a water column of 350 mm (EN 20811)	7/8 (ISO 105-B02)	/
Structured powder coated aluminium pole, wheel base & pole extension	<ul style="list-style-type: none"> <li>A technique of applying dry paint to a part</li> <li>Electrostatically charged and sprayed onto the object</li> <li>More scratch-resistant than non structured powder coating</li> </ul>	2 - 4	50 - 100	2,70 10 <sup>3</sup> kg/m <sup>3</sup>	Outdoor & indoor	n.a.	Very good: color can fade to some extent when exposed to UV	NEN -EN13501-1 A2-s1 **
Stainless steel 316 handle	<ul style="list-style-type: none"> <li>High rust resistance</li> <li>Periodical maintenance required</li> </ul>	2 - 5	n.a.	8,00 10 <sup>3</sup> kg/m <sup>3</sup>	Outdoor & indoor	n.a.	Very good	NEN -EN13501-1 A1*
Fiberglass balleens	<ul style="list-style-type: none"> <li>Made with pultrusion technique: a non-stop process of fiberglass wires pulled through a bath of polyester</li> <li>Strong</li> <li>Lightweight</li> </ul>	16	n.a.	0,45 10 <sup>3</sup> kg/m <sup>3</sup>	Outdoor & indoor	n.a.	Very good: color can fade to some extent when exposed to UV	/
Aluminium balleen supports	<ul style="list-style-type: none"> <li>A process aimed at thickening the existing aluminium oxide layer</li> <li>Thickest layer of protection</li> </ul>	2	50 - 100	2,70 10 <sup>3</sup> kg/m <sup>3</sup>	Outdoor & indoor	n.a.	Very good	NEN -EN13501-1 A1*
Cover	<ul style="list-style-type: none"> <li>100% polyester</li> <li>Polyuréthane coating</li> <li>Breathable, so not 100% waterproof</li> </ul>	0,50	n.a.	240 g/m <sup>2</sup>	Outdoor & indoor	Water repellent & breathable	6-8/8 (ISO 105-B02)	/

### NEN-EN13501-1 A1


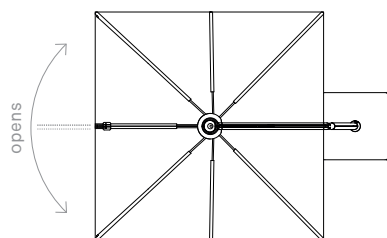
Class A1 products will not contribute to fire in any stage, including fully developed fire. For this reason, they are assumed to be capable of satisfying all requirements of all lower classes as well.

### NEN-EN13501-1 A2-s1

Satisfying the same criteria as class B for the SBI-test according to EN 13823. In addition, under conditions of a fully developed fire these products will not significantly contribute to the fire load and fire growth

## Good to know

- 360 degree rotatable.
- The shade can be tilted 90 degrees.
- The diameter of the pole is ø88 mm.
- The shade cover is included.
- The concrete weights (153 kg) are not standard included with the wheel base
- Sensu single square - Tilted opens like a fan from the center
- The wheels are standard for the base, optional feet are available



## Maintenance

### POWDER COATED PARTS

- Use Extremis multi cleaner, a 100% biodegradable detergent or common kitchen cleaning products. Avoid using aggressive products. These surfaces are best cleaned with a neutral cleaning product diluted in water.

### ACRYLIC FABRIC

- Shake or brush off loose dirt immediately.
- Spray Extremis Multi Cleaner.
- Use a soft brush and make circular movements.
- Let the suds soak in for a moment.
- Rinse thoroughly to remove all soap residue.
- Simply allow to dry.

### STAINLESS STEEL PARTS

- Clean regularly with a dry cloth and some stainless steel cleaner.

## F.A.Q.

**Q:** *Is the fabric 100% waterproof?*

**A:** No, the fabric lets through only a little bit of water. This is typical for the fabric and necessary, because the fabric should be able to ventilate. (With light rain you stay easily seated under the shade. With heavy rain, put the canvas in a slightly slanted position to make sure the water flows off easily to avoid damage.

**Q:** *Can you remove the fabric for washing?*

**A:** We do not advise this but it is possible. In the first place, you should close the shade when you do not use it and protect it with its cover. This protects the shade from getting dirty.

**Q:** *How wind resistant is the shade?*

**A:** Tests in a windtunnel have shown that the shade withstands wind speeds up to 6 on the Beaufort scale (49 km/h). Still, we strongly advise to close it sooner (from 4 on the Beaufort scale is the rule of thumb (28 km/h)).

**Q:** *Do you need to use a shade cover?*

**A:** The cover is needed to protect and fix the shade when not in use. Protect your shade from polluted rain, bird droppings, dust and heavy winds to avoid marks or stains on the shade fabric.

## Warnings

### General

- Do not use any sharp tools to open the packaging.
- We strongly advise against using power tools.
- Tripping hazard, mind your step.
- Do not put out cigarettes on the shade.
- Not graffiti proof.
- Do not leave children unattended whilst playing on the shade.
- Colors can differ over years and from batch to batch.

### Product

- Do not drag the shade, but carry it with minimum 2 people.
- Anchoring the product has to be done by qualified people.
- For anchoring: use suitable bolts or screws from a specialized store depending on the material your terrace is made of.

- In case of strong winds or if it is not being used, close the shade and tilt the latches downwards. Put the protective cover over the shade to prevent it from blowing open or getting dirty.
- For ventilation purposes, the cover is not 100% water proof.
- Store the shade when not in use for a long time as follows: completely dry and in a dry environment.
- Do not leave the shade closed for a long time when the shade fabric is still damp or wet.
- Do not leave the shade unattended when opened.
- Tests in a windtunnel have shown that the shade withstands wind speeds up to 6 on the Beaufort scale (49 km/h). Still, we strongly advise to close it sooner (from 4 on the Beaufort scale is the rule of thumb (28 km/h)).
- We advise to position the shade in the direction of the wind, put the arm in a 5° à 10° angle.

### Powder coating

- White powder coating requires more maintenance.
- Do not use abrasive scouring powders or scourers as they will scratch the surface.
- Color can fade to some extent when exposed to UV.
- Flame retarding - NEN-EN13501-1 A2-sl - Satisfying the same criteria as Class B for the SBI-test according to EN13823. In addition, under conditions of a fully developed fire these products will not significantly contribute to the fire load and fire growth.
- Dark colors can get very hot in sunny weather.

### Acrylic fabric

- Not waterproof, store inside!
- Shake or brush off loose dirt immediately.
- UV color fastness: 7/8 (ISO 105-B02).

The content of this document, in particular the mentioned models, is protected by copyrights and/or design rights. The present document and its content is communicated to you for information purposes only. Any partial or total reproduction or any other use without our prior written permission is strictly prohibited. This technical sheet remains subject to possible changes. All dimensions are in **mm**, unless entioned otherwise. Extremis is not responsible for the errors in the documentation of products. All measurements are approximate and are provided for informational purposes only.

**Tech  
sheet**

20250114